



REPUBLIKA E KOSOVËS
REPUBLIKA KOSOVA - REPUBLIC OF KOSOVO
QEVERIA - VLADA - GOVERNMENT

MINISTRIA E ARSIMIT, SHKENCËS, TEKNOLOGJISË DHE INOVACIONIT
MINISTARSTVO OBRAZOVANJA, NAUKE, TEHNOLOGIJE I INOVACIJE
MINISTRY OF EDUCATION, SCIENCE, TECHNOLOGY AND INNOVATION



EDUCATION STATISTICS IN KOSOVO 2023-2024

PRISHTINA, 2024



Republika e Kosovës-Republika Kosova-Republic of Kosovo

Ministria e Arsimit, Shkencës, Teknologjisë dhe Inovacionit
Ministarstvo Obrazovanja, Nauke, Teknologije i Inovacije
Ministry of Education, Science, Technology and Innovation

Agjencia e Statistikave të Kosovës
Agencija za Statistike Kosova
Kosovo Agency of Statistics

Education Statistics in Kosovo

2023-2024

Series 5: Social Statistics

June, 2024

**Education Management Information System MESTI, and CAWI web application for
Higher Education -KAS**

Foreword

In order to inform the public and anyone who expresses interest in statistical data in the field of education, the Ministry of Education, Science, Technology and Innovation (MESTI), in cooperation with the Kosovo Agency of Statistics (KAS), have been preparing, publishing and releasing the Education Statistics in Kosovo for the school/academic year for several years in a row.

This publication presents statistical data on: preschool / pre-primary education, primary education, lower secondary education, upper secondary education, education of children/students with special needs and higher (university) education. The source of data for pre-university education is the Education Management Information System (EMIS). Meanwhile, data on public and private university education have been collected by KAS through the CAWI web application.

MASHTI and KAS are grateful to all those who have contributed to the preparation of this publication.

The publication "Education Statistics in Kosovo 2023-2024" can also be found on MESTI website: <http://masht.rks-gov.net/> dhe në ueb faqe të ASK-së: <http://ask.rks-gov.net/>

This publication has been prepared by:

Enver Mekolli, MESTI

Hazbije Lahi, MESTI

Afërdita Kryeziu, MESTI

Naime Rexhepi, KAS

Advie Uka, KAS

Valbone Podvorica, Supervisor, KAS

List of Contents

1. Introduction.....	10
2. Pupils in public education.....	14
2.1. Number of children in preschool education	14
2.2. Number of children in pre-primary education.....	16
2.3. Pupils in primary - lower secondary education	18
2.4. Pupils in upper secondary education	20
2.5. Number of pupils in pre-university institutions at all levels	21
2.6. Number of preschool and pre-primary children by age group	22
2.7. Number of pupils in primary - lower secondary education by grade	23
2.8. Number of pupils in upper secondary education by grade	25
2.9. Number of pupils in vocational schools and gymnasiums	26
2.10. Number of children in preschool education by ethnicity.....	28
2.11. Number of children in preschool education by ethnicity.....	29
2.12. Number of children in primary – lower secondary education by ethnicity.....	31
2.13. Number of pupils in upper secondary education by ethnicity.....	33
2.14. Number of pupils by age / grade.....	35
3. Educational staff	37
3.1. Teachers	37
3.1.1 Teachers by municipality	39
3.1.2 Teachers by ethnicity in municipality	40
3.2. Administrative staff	42
3.2.1 Administrative staff by municipality	44
3.2. Support staff	45
3.3.1 Support staff by municipality	47
4. Public school institutions	48
4.1. School institutions by level.....	48
4.2. Main school institutions and satellite schools.....	50
5. Adult education and training.....	51
5.1. Attendance in adult education and training.....	51
6. Learning conditions.....	52
7. Changes by level	52
8. Information on the social and family status of the pupils.....	53
8.1. Social and family status of the pupils	53
9. Special education	54
9.1. Number of pupils in Resource Centers / special schools	54
9.2. Number of pupils by type of impairment.....	56
10. Private education	57
10.1. Pupils (children) in preschool and pre-primary education.....	57
10.2. Pupils in primary / lower secondary and upper secondary education.....	58
5 Education Statistics, 2021/2022	
10.3. Number of pupils by ethnicity.....	60
10.4. Number of pupils by age group / grade.....	61
13.1. Public Universities.....	72
14. PRIVATE COLLEGES.....	85

List of Abbreviations

Abbreviations	
MESTI	Ministry of Education, Science, Technology and Innovation
MDE	Municipal Directorate of Education
WB	World Bank
KAS	Kosovo Agency of Statistics
PC	Parents' Council
PI	Preschool institution
KCF	Kocovo Curriculum Framework
SEP	Strategic Education Plan
RAE	Communities: Roma, Ashkali and Egyptian
EMIS	Education Management Information System
ISCED	International Standard Classification of Education (UNESCO-ISCED))
UNESCO	United Nations Educational, Scientific and Cultural Organization

List of Tables

Table 1. The number of children in preschool education.....	13
Table 2. The number of children in pre-primary education	16
Table 3. The number of pupils in primary and lower secondary education.....	19
Table 4. The number of pupils in upper secondary education	22
Table 5. The number of children/pupils in public pre-university institutions.....	24
Table 6. Children by age group and gender	26
Table 7. The number of pupils by grade	27
Table 8. The number of pupils by grade	29
Table 9. The number of pupils in upper secondary education	31
Table 10. The number of pupils in preschool education by ethnicity	33
Table 11. The number of pupils in pre-primary education by ethnicity.....	34
Table 12. The number of pupils in primary and lower secondary education by ethnicity.....	36
Table 13. The number of pupils in upper secondary education by ethnicity	38
Table 14. The number of children/pupils by age group / grade and gender	40
Table 15. The number of children/pupils by age group / grade and ethnicity	41
Table 16. Teachers by level.....	43
Table 17. Teachers by gender by municipality.....	45
Table 18. Teachers by ethnicity.....	47
Table 19. Administrative personnel by level.....	49
Table 20. Total administrative personnel	51
Table 21. Support personnel by level.....	53
Table 22. Total support personnel	55
Table 23. Educational institutions by level	57
Table 24. Main schools institutions and satellite schools	59
Table 25. Attendance in education and training for adults.....	61
Table 26. Indicators of education by level in public education	62
Table 27. Changes by levels in public education	63
Table 28. Social and family status of children/pupils	63
Table 29. Children / pupils by grade in resource centres / special schools.....	64
Table 30. Children/pupils by grade and type of impairment	66
Table 31. Children (pupils) in preschool and pre-primary education	67
Table 32. The number of pupils in primary / lower secondary and upper secondary education ..	68
Table 33. The number of children/pupils by ethnicity by age group / grade	70
Table 34. The number of children/pupils by age group / grade	71
Table 35. The number of students enrolled at the Bachelor level in Public Universities in the academic year 2023/2024	84
Table 36. Total number of students at the Bachelor level in the academic year 2023/2024.....	85
Table 37. Total number of students from abroad at the Bachelor level in the academic year 2023/2024	86
Table 38. Number of graduate students at the Bachelor level in the academic year 2022/2023 ..	87
Table 39. Number of students enrolled in the Master level in the academic year 2023/2024	88
Table 40. Total number of students at the Master level in the academic year 2023/2024	89
Table 41. Total number of students from abroad at the Master level in the academic	

year 2023/2024.....	90
Table 42. Number of graduate students at the Master level in the academic year 2022/2023.....	91
Table 43. Number of candidates accepted for Doctoral studies at the University of Prishtina in the academic year 2023/2024.....	92
Table 44 . Number of candidates in Doctoral studies at the University of Prishtina in the academic year 2023/2024	93
Table 45. Number of candidates graduated at the Doctoral level in the academic year 2022/2023.....	94
Table 46. Number of Academic staff by gender in the academic year 2023/2024	95
Table 47. Academic staff from abroad who teach at Public and Private Universities in the academic year 2023/2024	96
Table 48. Number of students admitted to the Bachelor level in the academic year 2023/2024 ..	97
Table 49. Total number of students at the Bachelor level in the academic year 2023/2024	98
Table 50. Total number of students from abroad at the Bachelor level in the academic year 2023/2024.....	99
Table 51. Number of graduate students at the Bachelor level in the academic year 2022/2023	100
Table 52. Number of students admitted to the Master level in the academic year 2023/2024 ...	101
Table 53. Total number of students at the Master level in the academic year 2023/2024	102
Table 54. Total number of students from abroad at the Master level in the academic year 2023/2024.....	103
Table 55. Number of graduate students at the Master level in the academic year 2022/2023....	104
Table 56. Number of Academic staff by gender in the academic year 2023/2024	105
Table 57. Total number of Academic staff from abroad who teach in Private Colleges in the academic year 2023/2024	106
Table 58. Number of children, pupils and students at all levels of education in the public and private sector 2023/2024.....	107

List of Graphs

Graph. 1. Gender structure in preschool education.....	14
Graph. 2. Gender structure in pre-primary education.....	17
Graph. 3. Gender structure in primary and lower secondary education	20
Graph. 4. Gender structure in upper secondary education.....	23
Graph. 5. The number of children/pupils by level	25
Graph. 6. The number of children in preschool / pre-primary level in%.....	26
Graph. 7. The number of pupils in primary and lower secondary education by grade.....	28
Graph. 8. The number of pupils in upper secondary education by grade	30
Graph. 9. The number of pupils in upper secondary education by gender expressed in%	32
Graph. 10. The number of pupils in vocational schools and gymnasiums expressed in%	32
Graph. 11. The number of children in pre-primary education by ethnicity in%.....	35
Graph. 12. The number of pupils in primary and lower secondary education by ethnicity in% ..	37
Graph. 13. The number of pupils in upper secondary education by ethnicity in%.....	39
Graph. 14. Gender structure in pre-university education, expressed in percentage	40
Graph. 15. Ethnic structure in pre-university education	42
Graph. 16. Teachers by level in%	44
Graph. 17. Teachers by gender in%	46
Graph. 18. Teachers by ethnicity in%.....	48
Graph. 19. Administrative personnel by gender for levels, in%.....	50
Graph. 20. Administrative personnel by gender in%.....	52
Graph. 21. Support personnel by level in%	54
Graph. 22. Support personnel by gender in%	56
Graph. 23. Educational institutions by level.....	58
Graph. 24. Main school institutions and satellite schools in%	60
Graph. 25. Attendance in education and training for adults by grades and gender in%.....	61
Graph. 26. Children/pupils in resource centers / special schools	64
Graph. 27. Gender structure in resource centers / special schools.....	65
Graph. 28. Pupils in private education by level	69
Graph. 29. Number of children/pupils by ethnicity in private pre-university educatio	70
Graph. 30. Gender structure in private education	71
Graph. 31. Number of children, pupils and students at all levels of education in the public and private sector.....	107

1. Introduction

The publication: "Education Statistics in Kosovo 2023-2024" is the result of cooperation between the Ministry of Education, Science, Technology and Innovation (MESTI) and the Kosovo Agency of Statistics (KAS). The source of data for pre-university education is the Education Management Information System (EMIS). Data on schools with instruction in Serbian language are not available, with the exception of the municipality of Kamenica (who report to the EMIS).

KAS provided the data on public and private university education.

The publication "Education Statistics in Kosovo 2023-2024" can also be found on the MESTI website: <http://masht.rks-gov.net/> dhe në ueb faqe të ASK-së: <http://ask.rks-gov.net>

1. 1. Description

The publication of "Education Statistics in Kosovo 2023-2024" contains data on:

- the number of children in preschool and pre-primary education by gender, nationality, age group and educational staff;
- the number of pupils in primary and lower secondary education by gender, nationality, grade and educational staff;
- the number of pupils in upper secondary education by gender, nationality, by vocational schools / gymnasiums and educational staff;
- the number of pupils in special education by gender, grade and by type of impairment-difficulty;
- the number of students in university education by gender, nationality, faculties-study programmes, study level (Bachelor and Master), the number of graduates at Bachelor and Master levels, academic staff, etc.

1. 2 Definitions

Pre-primary education

The level of preschool / pre-primary education represents zero level according to ISCED (International Standard Classification of Education) or ISCED 2011 and is divided into two categories: category 01 which includes ages 0-2 and is called Early Childhood Development and category 02 which includes ages 3-5 (ages 3-4 is called preschool education, while age 5 is called pre-primary education).

Compulsory education

Compulsory education presents levels one and two by ISCED (International Standard Classification of Education). Primary education is classified as level 1 (grades 1-5) and lower secondary education as level 2 (grades 6-9).

Compulsory education at the national level operates in public and non-public (licensed) educational institutions.

The level of primary education

The level of primary education lasts 5 years, starting from the first grade to the fifth grade (1-5). At this level are enrolled children who reach the age of 6 years, while the age group of pupils in this level is from the age 6 to 10 years old.

The level of lower secondary education

The level of lower secondary education extends from grade six to nine (grade 6-9).

The age group of pupils at this level is from age 11 to 14 years of age and operates in lower public and non-public (licensed) lower secondary schools.

The level of upper secondary education

The level of upper secondary education presents level three (3) by ISCED (International Standard Classification of Education) and operates in public and non-public (licensed) secondary schools.

Based on the goals and content, these schools are organized into gymnasiums and vocational schools.

Upper secondary schools (gymnasiums and vocational schools) are profiled schools.

Gymnasiums are divided according to the directions: social, general, natural sciences, mathematics-informatics and languages.

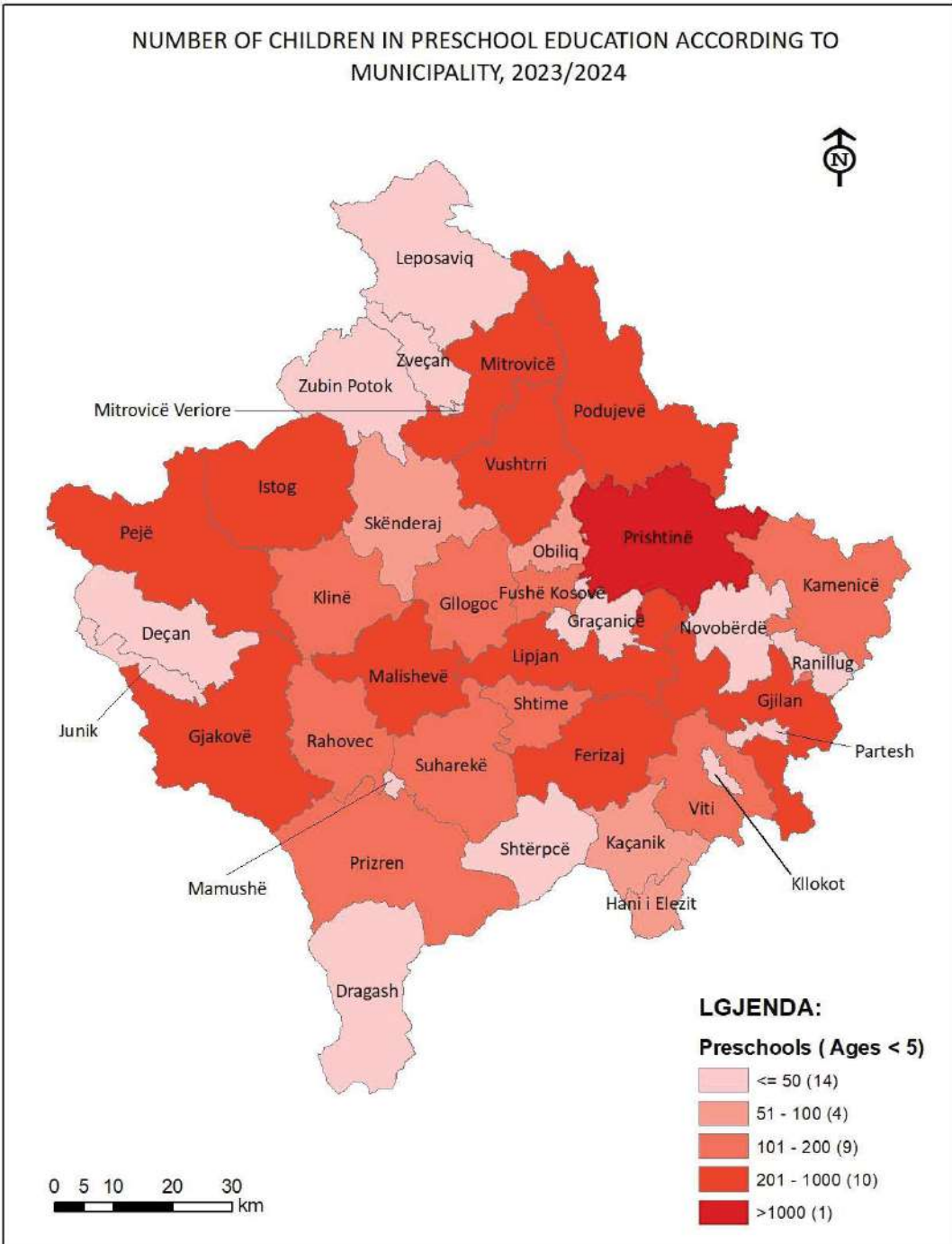
Whereas, vocational high schools are divided according to directions: technical, agricultural, economics, medical, music, trade, theological, art and in centers of competence.

ISCED 2011 levels

Education in Kosovo is organized according to these programmes and qualifications according to the ISCED-2011 Classification that is used internationally in education statistics:

ISCED 2011
0 Early childhood education 01 Educational development in early childhood (designed for children under the age of 3) 02 Preschool (designed for children age 3 and older)
1 Primary Education
2 Lower Secondary Education
3 Upper Secondary Education
4 Post-secondary non-tertiary education
5 Short-cycle tertiary education
6 Bachelor's or equivalent
7 Master's or equivalent
8 Doctorate or equivalent

Source: National Education Structure and Fields of Study in Kosovo



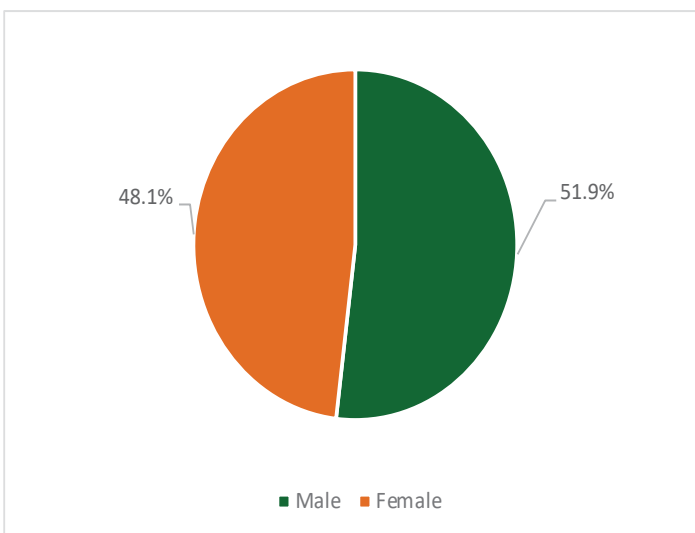
2. Children/pupils in public education (public educational institutions)

2. 1. The number of children in pre-school education

This level of education includes children in the age group from age 0 to 4 years.

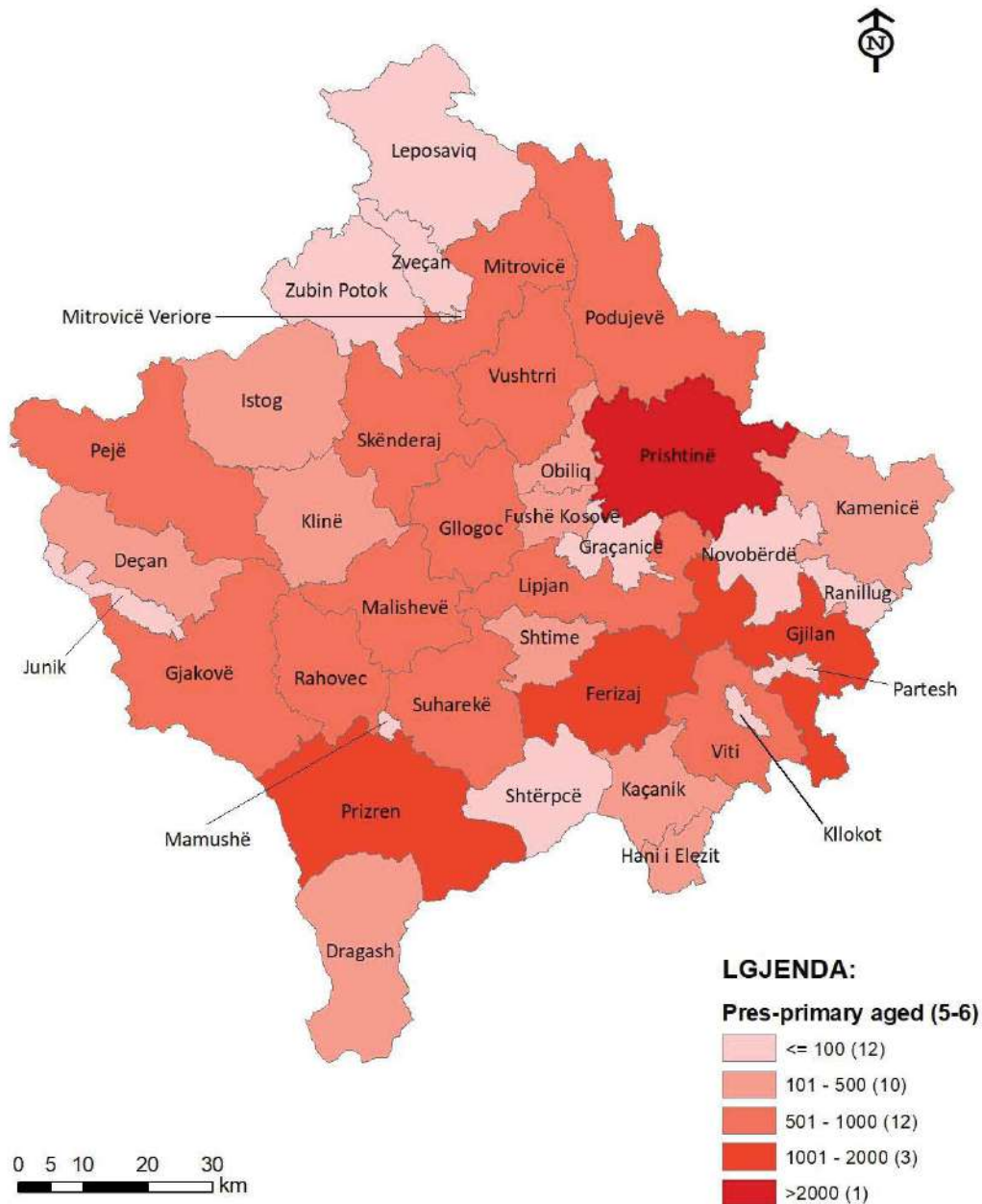
Table 1. The number of children in preschool education

Municipality	Pre-school (0<4 years)		
	Male	Female	Total
Deçan	-	-	-
Dragash	13	11	24
Ferizaj	130	161	291
Fushë Kosovë	88	50	138
Gjakovë	303	279	582
Gjilan	230	214	444
Glllogoc	65	72	137
Hani i Elezit	33	20	53
Istog	104	110	214
Junik	11	15	26
Kaçanik	46	50	96
Kamenicë	58	48	106
Klinë	68	66	134
Leposaviq	-	-	-
Lipjan	124	124	248
Malishevë	102	123	225
Mamushë	-	-	-
Mitrovicë	162	136	298
Novobërdë	-	-	-
Obiliq	36	41	77
Pejë	147	107	254
Podujevë	103	116	219
Prishtinë	671	606	1277
Prizren	81	87	168
Rahovec	105	69	174
Shtërpcë	-	-	-
Shtime	59	63	122
Skënderaj	59	33	92
Suharekë	100	81	181
Viti	58	45	103
Vushtrri	143	140	283
Zubin Potok	-	-	-
Zveçan	-	-	-
Klllokot	-	-	-
Total	3099	2867	5966



Graph. 1. Gender structure in preschool education

NUMBER OF CHILDREN PRELIMINARY EDUCATION BY MUNICIPALITY, 2023/2024

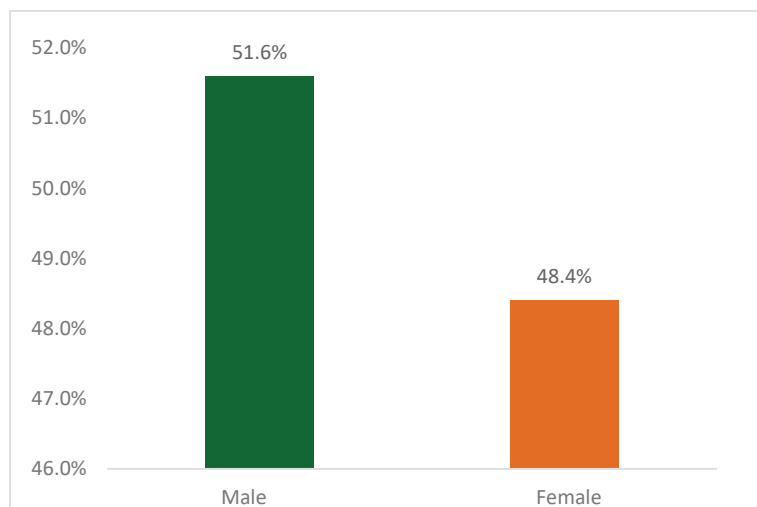


2. 2. The number of children in pre-primary education

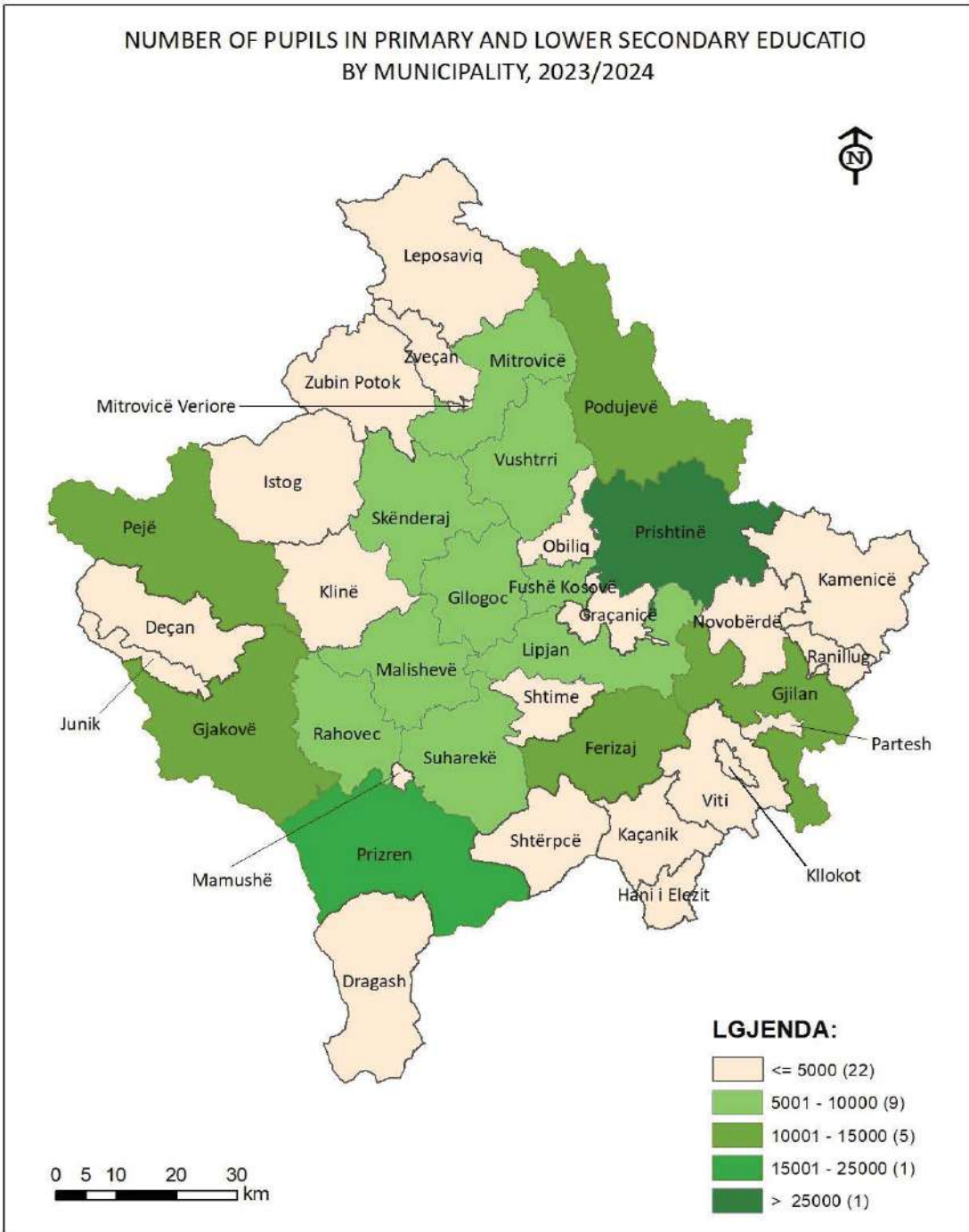
This level of education includes children aged 5 years and is organized in kindergartens and facilities of primary and lower primary and secondary schools.

Table 2. The number of children in pre-primary education

Municipality	Pre-primary (5 years)		
	Male	Female	Total
Deçan	203	174	377
Dragash	106	123	229
Ferizaj	673	748	1,421
Fushë Kosovë	70	70	140
Gjakovë	426	372	798
Gjilan	554	542	1,096
Glllogoc	371	339	710
Hani i Elezit	64	55	119
Istog	205	195	400
Junik	16	10	26
Kaçanik	218	174	392
Kamenicë	146	114	260
Klinë	209	219	428
Leposaviq	-	-	-
Lipjan	412	376	788
Malishevë	379	373	752
Mamushë	35	27	62
Mitrovicë	454	431	885
Novobërdë	33	24	57
Obiliq	126	117	243
Pejë	433	463	896
Podujevë	477	448	925
Prishtinë	1,072	1,007	2,079
Prizren	807	749	1,556
Rahovec	332	314	646
Shtërpcë	13	12	25
Shtime	177	162	339
Skënderaj	268	267	535
Suharekë	312	236	548
Viti	269	255	524
Vushtri	491	374	865
Zubin Potok	4	3	7
Zveçan	2	-	2
Kllokot	3	5	8
Total	9,360	8,778	18,138



Graph. 2. Gender structure in pre-primary education

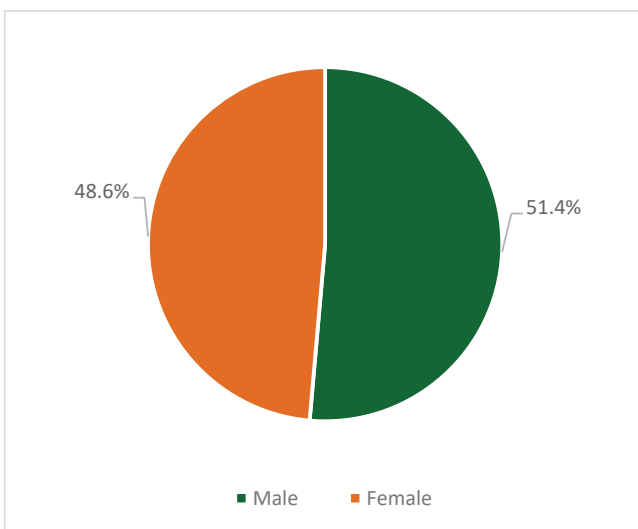


2. 3. Pupils in primary and lower secondary education

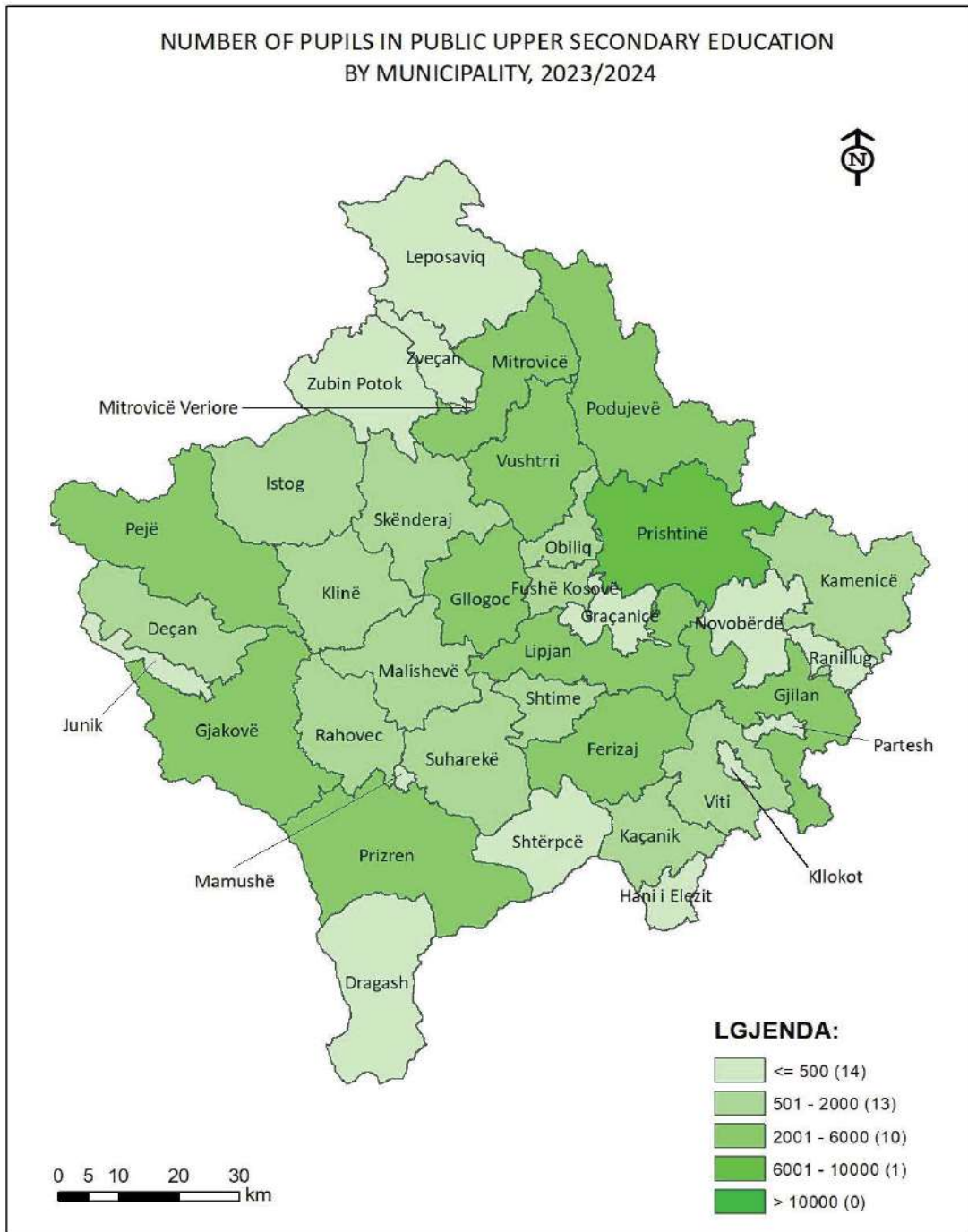
Primary education and lower secondary education include ISCED levels 1 and 2, specifically grades 1-9, and is compulsory education.

Table 3. The number of pupils in primary and lower secondary education

Municipality	Number of pupils in primary and lower secondary education		
	Male	Female	Total
Deçan	1,781	1,687	3,468
Dragash	1,224	1,104	2,328
Ferizaj	7,517	7,357	14,874
Fushë Kosovë	4,515	4,130	8,645
Gjakovë	5,162	4,888	10,050
Gjilan	5,122	4,997	10,119
Glllogoc	3,844	3,677	7,521
Hani i Elezit	637	580	1,217
Istog	2,171	2,115	4,286
Junik	236	203	439
Kaçanik	2,116	1,911	4,027
Kamenicë	1,149	1,102	2,251
Klinë	2,394	2,290	4,684
Leposaviq	13	4	17
Lipjan	4,256	3,812	8,068
Malishevë	3,733	3,380	7,113
Mamushë	355	323	678
Mitrovicë	4,895	4,686	9,581
Novobërdë	221	237	458
Obiliq	1,426	1,384	2,810
Pejë	5,622	5,463	11,085
Podujevë	5,172	5,082	10,254
Prishtinë	14,698	14,001	28,699
Prizren	9,915	9,248	19,163
Rahovec	2,954	2,740	5,694
Shtërpcë	167	154	321
Shtime	1,778	1,626	3,404
Skënderaj	2,796	2,699	5,495
Suharekë	3,260	2,896	6,156
Viti	2,507	2,411	4,918
Vushtrri	4,600	4,284	8,884
Zubin Potok	36	40	76
Zveçan	37	32	69
Klllokot	44	45	89
Total	106,353	100,588	206,941



Graph. 3. Gender structure in primary and lower secondary education

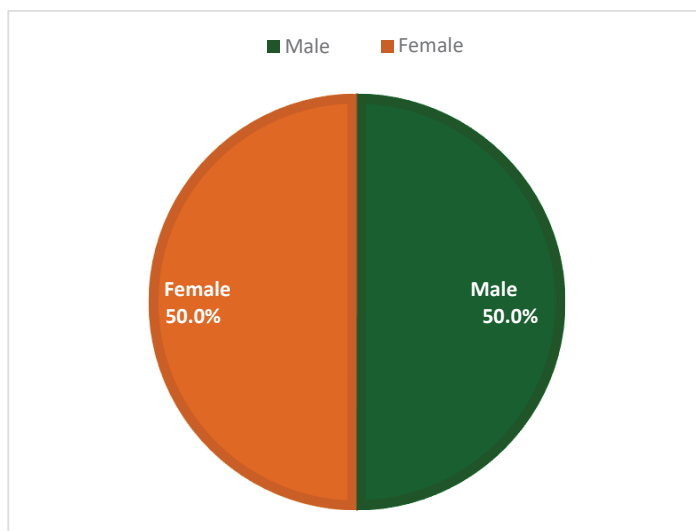


2. 4. Pupils in upper secondary education

The level of upper secondary education includes level three (3) according to ISCED and is organized in gymnasiums and vocational schools.

Table 4. The number of pupils in upper secondary education

Municipality	Number of pupils in upper secondary education		
	Male	Female	Total
Deçan	503	420	923
Dragash	192	207	399
Ferizaj	2,537	2,724	5,261
Fushë Kosovë	668	655	1,323
Gjakovë	1,560	1,574	3,134
Gjilan	1,795	1,860	3,655
Glllogoc	1,152	1,123	2,275
Hani i Elezit	124	135	259
Istog	676	565	1,241
Junik	111	123	234
Kaçanik	523	446	969
Kamenicë	387	325	712
Klinë	647	631	1,278
Leposaviq	-	-	-
Lipjan	1,126	1,093	2,219
Malishevë	869	1,116	1,985
Mamushë	51	51	102
Mitrovicë	1,532	1,776	3,308
Novobërdë	23	24	47
Obiliq	355	262	617
Pejë	1,792	1,713	3,505
Podujevë	1,666	1,603	3,269
Prishtinë	4,253	4,561	8,814
Prizren	2,760	2,883	5,643
Rahovec	645	540	1,185
Shtërpcë	40	36	76
Shtime	498	436	934
Skënderaj	1,044	865	1,909
Suharekë	961	942	1,903
Viti	734	659	1,393
Vushtrri	1,206	1,059	2,265
Zubin Potok	-	-	-
Zveçan	-	-	-
Klllokot	-	-	-
Total	30,430	30,407	60,837



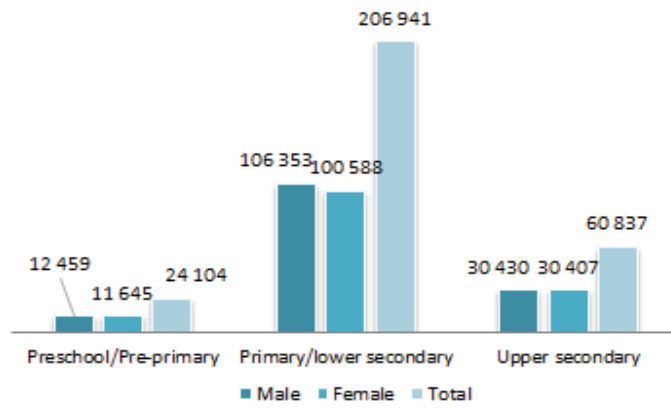
Graph. 4. Gender structure in upper secondary education

2. 5. The number of children/pupils in pre-university educational institutions at all levels of pre-university education

The number of children/pupils by gender in municipalities, at all levels of pre-university education.

Table 5. The number of children/pupils in public pre-university institutions

Municipality	Number of children / pupils at all levels		
	Male	Female	Total
Deçan	2,487	2,281	4,768
Dragash	1,535	1,445	2,980
Ferizaj	10,857	10,990	21,847
Fushë Kosovë	5,341	4,905	10,246
Gjakovë	7,451	7,113	14,564
Gjilan	7,701	7,613	15,314
Glogoc	5,432	5,211	10,643
Hani i Elezit	858	790	1,648
Istog	3,156	2,985	6,141
Junik	374	351	725
Kaçanik	2,903	2,581	5,484
Kamenicë	1,740	1,589	3,329
Klinë	3,318	3,206	6,524
Leposaviq	13	4	17
Lipjan	5,918	5,405	11,323
Malishevë	5,083	4,992	10,075
Mamushë	441	401	842
Mitrovicë	7,043	7,029	14,072
Novobërdë	277	285	562
Obiliq	1,943	1,804	3,747
Pejë	7,994	7,746	15,740
Podujevë	7,418	7,249	14,667
Prishtinë	20,694	20,175	40,869
Prizren	13,563	12,967	26,530
Rahovec	4,036	3,663	7,699
Shtërpcë	220	202	422
Shtime	2,512	2,287	4,799
Skënderaj	4,167	3,864	8,031
Suharekë	4,633	4,155	8,788
Viti	3,568	3,370	6,938
Vushtri	6,440	5,857	12,297
Zubin Potok	40	43	83
Zveçan	39	32	71
Kllkot	47	50	97
Total	149,242	142,640	291,882



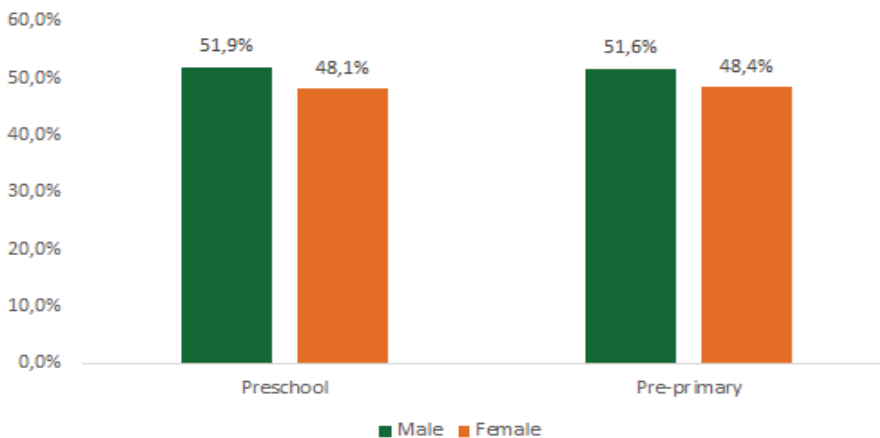
Graph. 5. The number of children/pupils by level

2. 6. The number of children in preschool and pre-primary by age group

Table 6. Children by age group and gender

Age group	Male	Female	Total	% Females
Age group 1-2	417	425	842	50.5
Age group 2-3	584	535	1,119	47.8
Age group 3-4	1,058	974	2,032	47.9
Age group 4-5	1,040	933	1,973	47.3
Age 5 - Preschool (Kindergarten)	660	641	1,301	49.3
Age 5 - Pre-primary	8,700	8,137	16,837	48.3
Total	12,459	11,645	24,104	48.3

According to the data presented in the table, it can be observed that out of 24.104 children at preschool / pre-primary level, 48.3% belong to female gender.

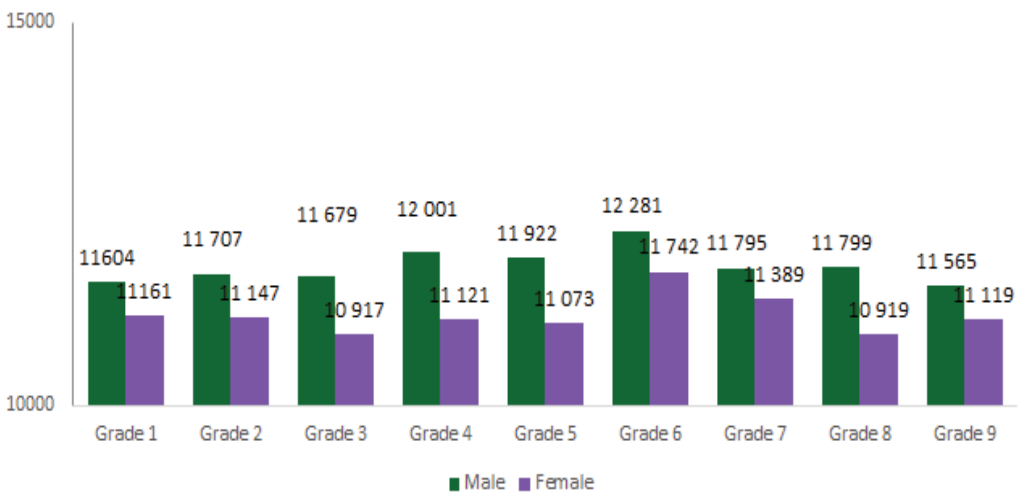


Graph. 6. The number of children in preschool / pre-primary level in%

2.7. The number of pupils in primary and lower secondary education by grade

Table 7. The number of pupils by grade

Municipality	Number of pupils by grade / class									
	1	2	3	4	5	6	7	8	9	Gjithsej
Deçan	362	364	366	390	372	399	437	379	399	3,468
Dragash	250	236	235	256	271	301	269	263	247	2,328
Ferizaj	1,726	1,687	1,612	1,609	1,693	1,692	1,627	1,590	1,638	14,874
Fushë Kosovë	1,112	1,098	1,025	990	939	1,034	947	759	741	8,645
Gjakovë	1,162	1,138	1,138	1,044	1,110	1,138	1,131	1,111	1,078	10,050
Gjilan	1,175	1,165	1,151	1,122	1,051	1,211	1,056	1,079	1,109	10,119
Glogoc	800	824	820	828	832	869	882	797	869	7,521
Hani i Elezit	120	132	145	159	122	136	137	133	133	1,217
Istog	435	451	445	436	483	514	499	528	495	4,286
Junik	42	37	39	59	43	63	51	47	58	439
Kaçanik	457	461	431	437	447	456	442	466	430	4,027
Kamenicë	237	248	229	265	267	267	234	272	232	2,251
Klinë	470	468	517	557	494	530	591	535	522	4,684
Leposaviq	2	1	3	3	2	2	1	1	2	17
Lipjan	856	882	900	947	911	954	952	848	818	8,068
Malishevë	732	764	723	763	779	860	843	802	847	7,113
Mamusha	77	62	80	89	58	80	69	73	90	678
Mitrovicë	1,069	988	1,047	1,112	1,083	1,051	1,119	1,043	1,069	9,581
Novobërdë	54	56	57	54	41	44	54	56	42	458
Obiliq	284	329	303	289	315	355	310	305	320	2,810
Pejë	1,202	1,202	1,175	1,207	1,284	1,285	1,239	1,207	1,284	11,085
Podujevë	1,038	1,090	1,064	1,137	1,134	1,257	1,154	1,209	1,171	10,254
Prishtinë	3,166	3,235	3,194	3,301	3,165	3,207	3,112	3,143	3,176	28,699
Prizren	2,190	2,061	2,136	2,212	2,098	2,223	2,059	2,084	2,100	19,163
Rahovec	628	661	599	648	617	683	680	631	547	5,694
Shtërpcë	21	36	45	27	35	43	39	30	45	321
Shtëme	356	384	358	381	428	384	356	403	354	3,404
Skënderaj	563	549	624	592	666	602	630	633	636	5,495
Suharekë	624	669	669	670	704	745	722	685	668	6,156
Viti	571	548	477	569	514	577	545	560	557	4,918
Vushtrri	965	999	961	945	1,012	1,040	973	1,023	966	8,884
Zubin Potok	6	12	8	11	9	7	8	6	9	76
Zveçan	6	6	10	5	5	6	9	5	17	69
Kllokot	7	11	10	8	11	8	7	12	15	89
Total	22,765	22,854	22,596	23,122	22,995	24,023	23,184	22,718	22,684	206,941

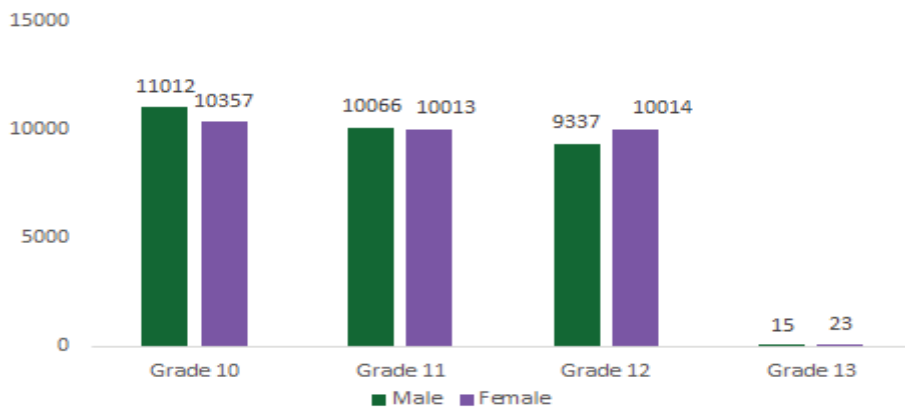


Graph. 7. The number of pupils in primary and lower secondary education by grade

2.8. The number of pupils in upper secondary education by grade

Table 8. The number of pupils by grade

Municipality	Number of pupils by grade				
	10	11	12	13	Total
Deçan	305	330	288	-	923
Dragash	142	113	144	-	399
Ferizaj	1,834	1,753	1,674	-	5,261
Fushë Kosovë	473	435	415	-	1,323
Gjakovë	1,045	1,101	988	-	3,134
Gjilan	1,185	1,168	1,302	-	3,655
Glogoc	849	738	688	-	2,275
Hani i Elezit	120	86	53	-	259
Istog	454	396	391	-	1,241
Junik	77	72	85	-	234
Kaçanik	329	343	297	-	969
Kamenicë	258	214	202	38	712
Klinë	469	422	387	-	1,278
Leposaviq	-	-	-	-	-
Lipjan	755	734	730	-	2,219
Malishevë	787	600	598	-	1,985
Mamushë	43	28	31	-	102
Mitrovicë	1,152	1,093	1,063	-	3,308
Novobërdë	15	15	17	-	47
Obiliq	224	212	181	-	617
Pejë	1,242	1,189	1,074	-	3,505
Podujevë	1,121	1,140	1,008	-	3,269
Prishtinë	3,083	2,903	2,828	-	8,814
Prizren	2,031	1,856	1,756	-	5,643
Rahovec	418	406	361	-	1,185
Shtërpcë	26	24	26	-	76
Shtime	303	288	343	-	934
Skënderaj	645	630	634	-	1,909
Suharekë	683	636	584	-	1,903
Viti	492	425	476	-	1,393
Vushtri	809	729	727	-	2,265
Zubin Potok	-	-	-	-	-
Zveçan	-	-	-	-	-
Kllokot	-	-	-	-	-
Total	21,369	20,079	19,351	38	60,837

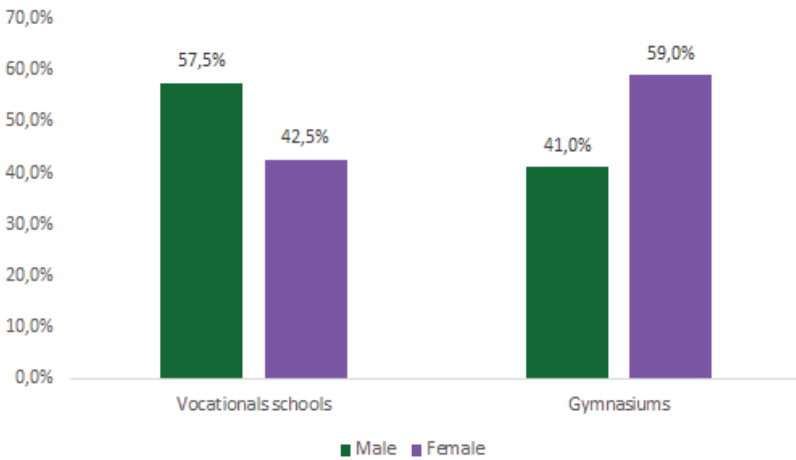


Graph. 8. The number of pupils in upper secondary education by grade

2.9. The number of pupils in vocational schools and gymnasiums

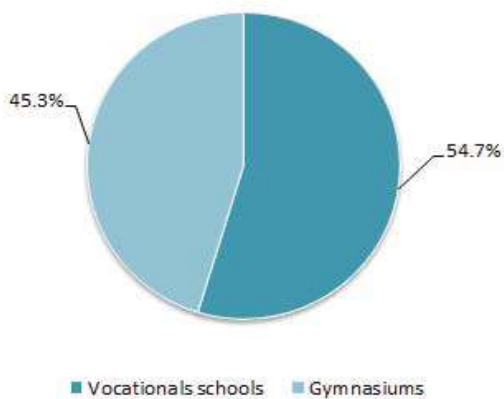
Table 9. The number of pupils in upper secondary education

Municipality	Vocational schools			Gymnasiums			Total		
	Male	Female	Total	Male	Female	Total	Male	Female	Total
Deçan	289	130	419	214	290	504	503	420	923
Dragash	134	144	278	58	63	121	192	207	399
Ferizaj	1,470	1,460	2,930	1,067	1,264	2,331	2,537	2,724	5,261
Fushë Kosovë	414	251	665	254	404	658	668	655	1,323
Gjakovë	1,032	988	2,020	528	586	1,114	1,560	1,574	3,134
Gjilan	1,100	1,072	2,172	695	788	1,483	1,795	1,860	3,655
Gllugoc	821	602	1,423	331	521	852	1,152	1,123	2,275
Hani i Elezit	-	-	-	124	135	259	124	135	259
Istog	392	153	545	284	412	696	676	565	1,241
Junik	30	45	75	81	78	159	111	123	234
Kaçanik	323	81	404	200	365	565	523	446	969
Kamenicë	226	100	326	161	225	386	387	325	712
Klinë	372	253	625	275	378	653	647	631	1,278
Leposaviq	-	-	-	-	-	-	-	-	-
Lipjan	565	250	815	561	843	1,404	1,126	1,093	2,219
Malishevë	437	346	783	432	770	1,202	869	1,116	1,985
Mamushë	51	51	102	-	-	-	51	51	102
Mitrovicë	1,097	1,101	2,198	435	675	1,110	1,532	1,776	3,308
Novobërdë	23	24	47	-	-	-	23	24	47
Obiliq	257	82	339	98	180	278	355	262	617
Pejë	1,180	872	2,052	612	841	1,453	1,792	1,713	3,505
Podujevë	1,171	730	1,901	495	873	1,368	1,666	1,603	3,269
Prishtinë	2,444	1,733	4,177	1,809	2,828	4,637	4,253	4,561	8,814
Prizren	1,970	1,673	3,643	790	1,210	2,000	2,760	2,883	5,643
Rahovec	228	148	376	417	392	809	645	540	1,185
Shtërpcë	6	1	7	34	35	69	40	36	76
Shtime	270	146	416	228	290	518	498	436	934
Skenderaj	839	518	1,357	205	347	552	1,044	865	1,909
Suharekë	713	504	1,217	248	438	686	961	942	1,903
Viti	340	131	471	394	528	922	734	659	1,393
Vushtrri	938	575	1,513	268	484	752	1,206	1,059	2,265
Zubin Potok	-	-	-	-	-	-	-	-	-
Zveçan	-	-	-	-	-	-	-	-	-
Kllokot	-	-	-	-	-	-	-	-	-
Total	19,132	14,164	33,296	11,298	16,243	27,541	30,430	30,407	60,837



Graph. 9. The number of pupils in upper secondary education by gender expressed in%

According to the data presented in Graph 9, it can be observed that out of the total number of pupils in gymnasiums, 59.0% are females, while in vocational schools 42.5% are females.



Graph. 10. The number of pupils in vocational schools and gymnasiums expressed in%

2.10. The number of pupils in preschool education by ethnicity

Table 10. The number of pupils in preschool education by ethnicity

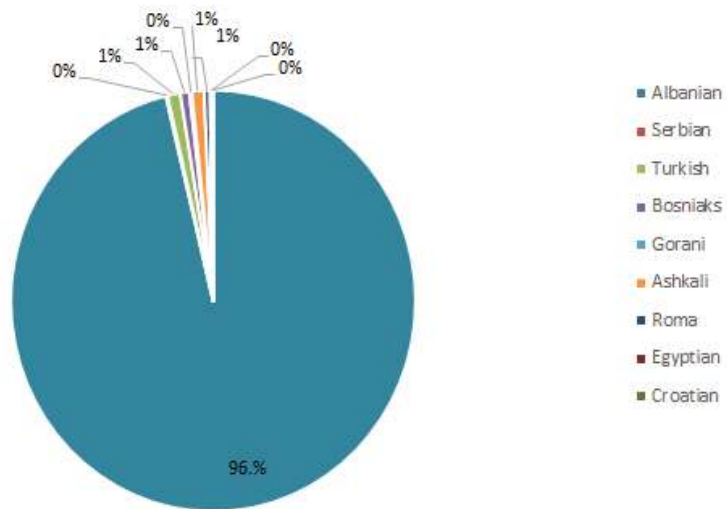
Municipality	Ethnic affiliation						Total
	Albanian	Turkish	Bosniaks	Ashkali	Roma	Egyptians	
Deçan	-	-	-	-	-	-	-
Dragash	24	-	-	-	-	-	24
Ferizaj	290	-	-	1	-	-	291
Fushë Kosovë	137	-	-	-	-	1	138
Gjakovë	556	-	-	2	3	21	582
Gjilan	444	-	-	-	-	-	444
Glllogoc	137	-	-	-	-	-	137
Hani i Elezit	53	-	-	-	-	-	53
Istog	214	-	-	-	-	-	214
Junik	26	-	-	-	-	-	26
Kaçanik	96	-	-	-	-	-	96
Kamenicë	106	-	-	-	-	-	106
Klinë	134	-	-	-	-	-	134
Leposaviq	-	-	-	-	-	-	-
Lipjan	248	-	-	-	-	-	248
Malishevë	225	-	-	-	-	-	225
Mamushë	-	-	-	-	-	-	-
Mitrovicë	297	-	1	-	-	-	298
Novobërdë	-	-	-	-	-	-	-
Obiliq	77	-	-	-	-	-	77
Pejë	252	-	-	-	2	-	254
Podujevë	219	-	-	-	-	-	219
Prishtinë	1,260	15	2	-	-	-	1,277
Prizren	168	-	-	-	-	-	168
Rahovec	174	-	-	-	-	-	174
Shtërpcë	-	-	-	-	-	-	-
Shtëme	120	-	-	2	-	-	122
Skënderaj	92	-	-	-	-	-	92
Suharekë	181	-	-	-	-	-	181
Viti	103	-	-	-	-	-	103
Vushtrri	283	-	-	-	-	-	283
Zubin Potok	-	-	-	-	-	-	-
Zveçan	-	-	-	-	-	-	-
Klllokot	-	-	-	-	-	-	-
Total	5,916	15	3	5	5	22	5,966

2.11. The number of children in pre-primary education by ethnicity

Table 11. The number of pupils in pre-primary education by ethnicity

Municipality	Ethnic affiliation									
	Albanian	Serbian	Turkish	Bosniaks	Gorani	Ashkali	Roma	Egyptian	Croatian	Other
Deçan	373	-	-	-	-	1	1	2	-	377
Dragash	174	-	-	24	31	-	-	-	-	229
Ferizaj	1,381	-	-	-	-	37	3	-	-	1,421
Fushë Kosovë	139	-	-	-	-	-	-	1	-	140
Gjakovë	733	-	-	-	2	26	15	22	-	798
Gjilan	1,096	-	-	-	-	-	-	-	-	1,096
Glogoc	710	-	-	-	-	-	-	-	-	710
Hani i Elezit	118	-	-	1	-	-	-	-	-	119
Istog	379	-	-	9	-	2	3	7	-	400
Junik	26	-	-	-	-	-	-	-	-	26
Kaçanik	392	-	-	-	-	-	-	-	-	392
Kamenicë	232	24	-	-	-	-	4	-	-	260
Klinë	421	-	-	-	-	5	2	-	-	428
Leposaviq	-	-	-	-	-	-	-	-	-	-
Lipjan	750	-	-	-	-	32	5	-	1	788
Malishevë	751	-	-	-	-	1	-	-	-	752
Mamushë	7	-	55	-	-	0	-	-	-	62
Mitrovicë	873	-	7	1	-	4	-	-	-	885
Novobërdë	57	-	-	-	-	-	-	-	-	57
Obiliq	228	-	-	-	-	15	-	-	-	243
Pejë	862	-	-	8	-	3	13	10	-	896
Podujevë	914	-	-	-	-	11	-	-	-	925
Prishtinë	2,061	-	16	-	-	2	-	-	-	2,079
Prizren	1,313	-	105	88	1	16	33	-	-	1,556
Rahovec	639	-	-	-	-	2	4	1	-	646
Shtërpcë	25	-	-	-	-	-	-	-	-	25
Shtime	331	-	-	-	-	8	-	-	-	339
Skënderaj	535	-	-	-	-	-	-	-	-	535
Suharekë	533	-	1	-	-	11	3	-	-	548
Viti	521	-	-	-	-	3	-	-	-	524
Vushtrri	865	-	-	-	-	-	-	-	-	865
Zubin Potok	7	-	-	-	-	-	-	-	-	7
Zveçan	2	-	-	-	-	-	-	-	-	2
Kllokot	8	-	-	-	-	-	-	-	-	8
Total	17,456	24	184	131	34	179	86	43	1	18,138

According to the data presented in the table, of the total number of children in pre-primary education, 96.2% are Albanian, while 3.8% belong to other ethnic groups.



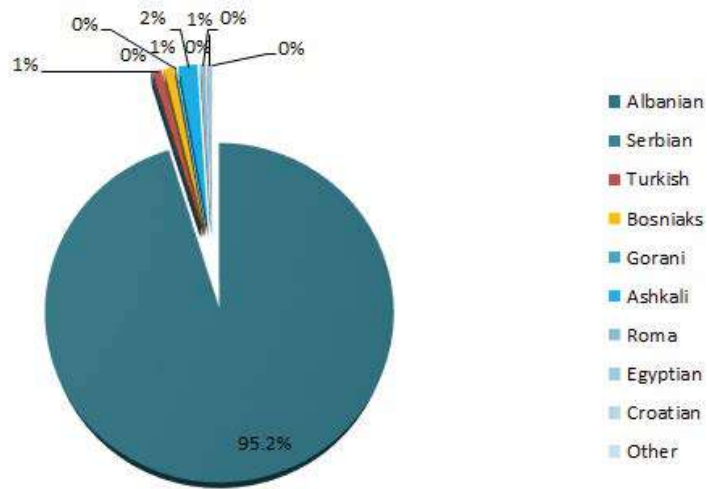
Graph. 11. The number of children in pre-primary education by ethnicity in%

2.12. The number of pupils in primary and lower secondary education by ethnicity

Table 12. The number of pupils in primary and lower secondary education by ethnicity

Municipality	Ethnic affiliation										Total
	Albanian	Serbian	Turkish	Bosniaks	Gorani	Ashkali	Roma	Egyptian	Croatian	Other	
Deçan	3,412	-	-	2	-	33	5	16	-	-	3,468
Dragash	1,886	-	-	266	176	-	-	-	-	-	2,328
Ferizaj	14,134	-	3	-	4	728	5	-	-	-	14,874
Fushë Kosovë	7,980	-	3	1	-	622	6	33	-	-	8,645
Gjakovë	8,706	-	-	1	77	648	170	448	-	-	10,050
Gjilan	10,099	-	17	-	3	-	-	-	-	-	10,119
Glogoc	7,521	-	-	-	-	-	-	-	-	-	7,521
Hani i Elezit	1,211	-	-	6	-	-	-	-	-	-	1,217
Istog	3,855	-	-	110	-	57	2	262	-	-	4,286
Junik	439	-	-	-	-	-	-	-	-	-	439
Kaçanik	4,027	-	-	-	-	-	-	-	-	-	4,027
Kamenicë	2,009	173	-	-	2	-	67	-	-	-	2,251
Klinë	4,510	-	-	-	2	83	61	28	-	-	4,684
Leposaviq	17	-	-	-	-	-	-	-	-	-	17
Lipjan	7,629	-	-	-	-	397	30	-	11	1	8,068
Malishevë	7,100	-	-	-	-	9	4	-	-	-	7,113
Mamushë	67	-	611	-	-	-	-	-	-	-	678
Mitrovicë	9,517	-	10	6	-	48	-	-	-	-	9,581
Novobërdë	458	-	-	-	-	-	-	-	-	-	458
Obiliq	2,632	-	-	-	-	172	6	-	-	-	2,810
Pejë	10,277	-	-	257	2	76	251	221	-	1	11,085
Podujevë	10,087	-	-	-	1	166	-	-	-	-	10,254
Prishtinë	28,398	-	192	10	2	86	10	-	-	1	28,699
Prizren	16,293	-	973	1,251	3	249	385	4	-	5	19,163
Rahovec	5,617	-	-	-	-	24	12	41	-	-	5,694
Shtërpcë	321	-	-	-	-	-	-	-	-	-	321
Shtime	3,253	-	-	-	-	151	-	-	-	-	3,404
Skënderaj	5,493	-	-	-	-	2	-	-	-	-	5,495
Suharekë	6,043	-	-	-	-	102	11	-	-	-	6,156
Viti	4,915	-	-	-	-	3	-	-	-	-	4,918
Vushtri	8,880	-	-	-	-	4	-	-	-	-	8,884
Zubin Potok	76	-	-	-	-	-	-	-	-	-	76
Zveçan	69	-	-	-	-	-	-	-	-	-	69
Kllokot	89	-	-	-	-	-	-	-	-	-	89
Total	197,020	173	1,809	1,910	272	3,660	1,025	1,053	11	8	206,941

According to the data in this table, out of the total number of pupils included in primary and lower secondary education, 95.2% are Albanian, while 4.8% belong to other ethnic groups.



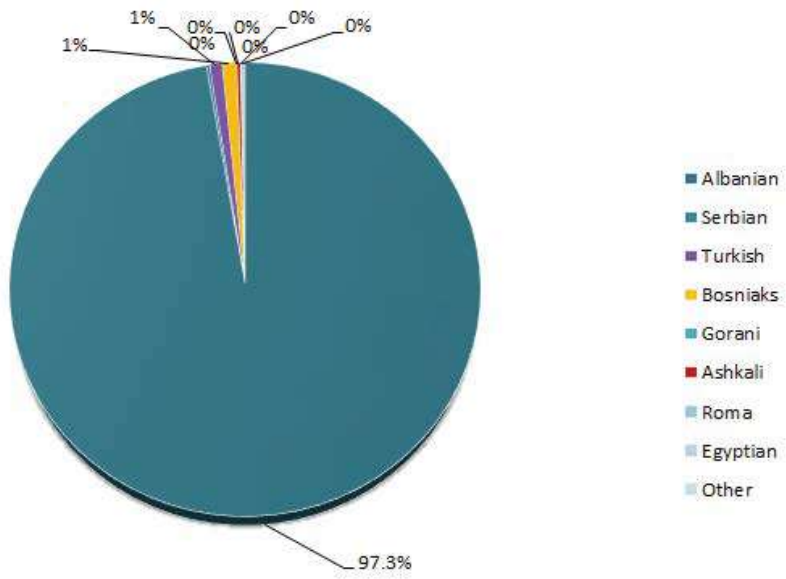
Graph. 12. The number of pupils in primary and lower secondary education by ethnicity in%

2.13. The number of pupils in upper secondary education by ethnicity

Table 13. The number of pupils in upper secondary education by ethnicity

Municipality	Ethnic affiliation									Total
	Albanian	Serbian	Turkish	Bosniaks	Gorani	Ashkali	Roma	Egyptian	Other	
Deçan	917	-	-	-	-	1	1	4	-	923
Dragash	372	-	-	27	-	-	-	-	-	399
Ferizaj	5,223	-	-	-	-	37	-	-	1	5,261
Fushë Kosovë	1,291	-	-	-	-	31	-	1	-	1,323
Gjakovë	3,019	-	-	-	2	9	3	101	-	3,134
Gjilan	3,640	-	15	-	-	-	-	-	-	3,655
Glllogoc	2,275	-	-	-	-	-	-	-	-	2,275
Hani i Elezit	259	-	-	-	-	-	-	-	-	259
Istog	1,214	-	-	-	-	3	1	23	-	1,241
Junik	234	-	-	-	-	-	-	-	-	234
Kaçanik	969	-	-	-	-	-	-	-	-	969
Kamenicë	538	148	-	-	-	-	26	-	-	712
Klinë	1,261	-	-	-	-	5	1	11	-	1,278
Leposaviq	-	-	-	-	-	-	-	-	-	-
Lipjan	2,199	-	-	-	-	20	-	-	-	2,219
Malishevë	1,984	-	-	-	-	1	-	-	-	1,985
Mamushë	-	-	102	-	-	-	-	-	-	102
Mitrovicë	3,294	-	-	11	-	3	-	-	-	3,308
Novobërdë	47	-	-	-	-	-	-	-	-	47
Obiliq	613	-	-	-	-	4	-	-	-	617
Pejë	3,321	-	-	154	4	10	1	15	-	3,505
Podujevë	3,266	-	-	-	-	3	-	-	-	3,269
Prishtinë	8,744	-	64	4	1	1	-	-	-	8,814
Prizren	4,858	-	345	430	-	4	5	-	1	5,643
Rahovec	1,180	-	-	-	-	-	-	5	-	1,185
Shtërpcë	76	-	-	-	-	-	-	-	-	76
Shtëtime	924	-	-	-	-	10	-	-	-	934
Skënderaj	1,909	-	-	-	-	-	-	-	-	1,909
Suharekë	1,897	-	-	-	-	6	-	-	-	1,903
Viti	1,393	-	-	-	-	-	-	-	-	1,393
Vushtri	2,264	-	-	-	-	-	-	-	1	2,265
Zubin Potok	-	-	-	-	-	-	-	-	-	-
Zveçan	-	-	-	-	-	-	-	-	-	-
Kllokot	-	-	-	-	-	-	-	-	-	-
Total	59,181	148	526	626	7	148	38	160	3	60,837

This table shows the inclusion of pupils in upper secondary education, where 97.3% are Albanian, while 2.7% belong to other ethnic groups.

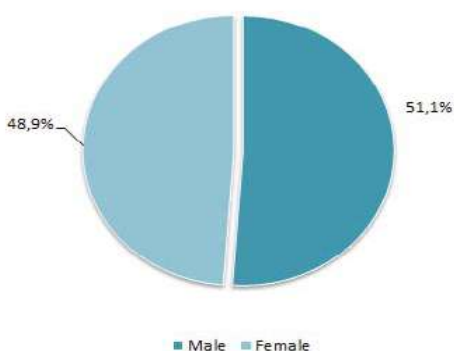


Graph. 13. The number of pupils in upper secondary education by ethnicity in%

2.14. The number of children/pupils by age group / grade

Table 14. The number of children/pupils by age group / grade and gender

Age group / grade (class)	Total children / pupils		
	Male	Female	Total
Age group 1-2	417	425	842
Age group 2-3	584	535	1,119
Age group 3-4	1,058	974	2,032
Age group 4-5	1,040	933	1,973
Age 5 – Preschool (Kindergarten)	660	641	1,301
Age 5 vjeç - Pre-primary	8,700	8,137	16,837
Grade 1	11,604	11,161	22,765
Grade 2	11,707	11,147	22,854
Grade 3	11,679	10,917	22,596
Grade 4	12,001	11,121	23,122
Grade 5	11,922	11,073	22,995
Grade 6	12,281	11,742	24,023
Grade 7	11,795	11,389	23,184
Grade 8	11,799	10,919	22,718
Grade 9	11,565	11,119	22,684
Grade 10	11,012	10,357	21,369
Grade 11	10,066	10,013	20,079
Grade 12	9,337	10,014	19,351
Grade 13	15	23	38
Total	149,242	142,640	291,882



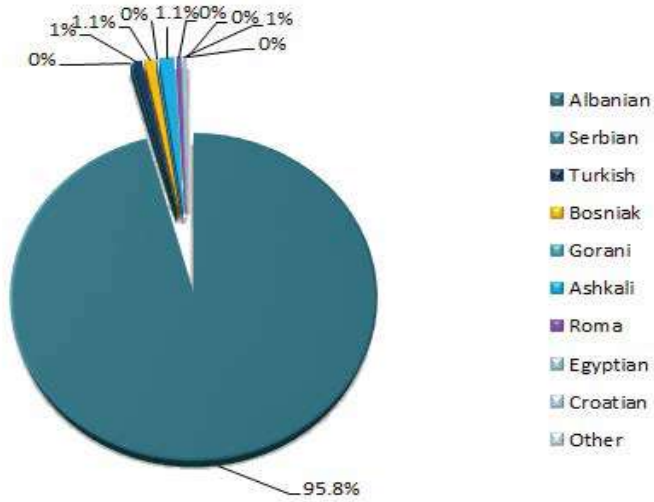
Graph. 14. Gender structure in pre-university education, expressed in percentage

2.15. The number of children/pupils by ethnicity

Table 15. The number of children/pupils by age group / grade and ethnicity

Age / grade (class)	Number of children / pupils by ethnicity										
	Albanian	Serbian	Turkish	Bosniak	Gorani	Ashkali	Roma	Egyptian	Croatian	Other	Total
Group 1-2	832	-	8	-	-	-	-	1	-	1	842
Group 2-3	1,117	-	2	-	-	-	-	-	-	-	1,119
Group 3-4	2,003	-	2	-	-	4	2	21	-	-	2,032
Group 4-5	1,963	-	3	3	-	1	3	-	-	-	1,973
Age 5 – Preschool (Kinderg)	1,260	-	14	22	-	-	2	1	-	2	1,301
Age 5 vjeç - Pre-primary	16,193	24	170	109	34	179	84	42	1	1	16,837
Grade 1	21,465	26	220	202	40	519	158	133	1	1	22,765
Grade 2	21,764	14	170	171	28	465	117	125	-	-	22,854
Grade 3	21,518	26	207	166	24	412	118	124	1	-	22,596
Grade 4	22,012	25	226	208	33	358	142	118	-	-	23,122
Grade 5	21,875	20	160	243	25	442	135	92	1	2	22,995
Grade 6	22,810	22	208	225	38	500	88	126	4	2	24,023
Grade 7	22,130	17	171	228	42	377	93	120	4	2	23,184
Grade 8	21,649	23	207	257	32	334	98	117	-	1	22,718
Grade 9	21,797	-	240	210	10	253	76	98	-	-	22,684
Grade 10	20,778	43	209	212	3	47	13	62	-	2	21,369
Grade 11	19,520	35	177	229	2	61	7	48	-	-	20,079
Grade 12	18,883	39	140	185	2	40	11	50	-	1	19,351
Grade 13	-	31	-	-	-	-	7	-	-	-	38
Total	279,569	345	2,534	2,670	313	3,992	1,154	1,278	12	15	291,882

From the data presented in the table it can be observed that 95.8% of children / pupils in educational institutions are Albanian, while 4.2% belong to other ethnic groups.



Graph. 15. Ethnic structure in pre-university education

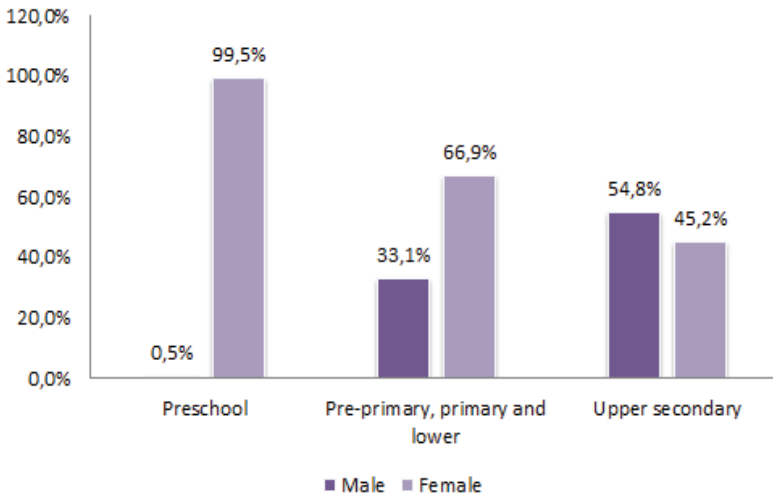
3. Personnel in educational institutions

Personnel in educational institutions include: educational personnel/teachers, administrative personnel and support personnel.

3.1 Teachers

Table 16. Teachers by level

Municipality	Preschool			Pre-primary, primary and lower			Upper secondary		
	Male	Female	Total	Male	Female	Total	Male	Female	Total
Deçan	-	-	-	102	232	334	39	31	70
Dragash	-	-	-	205	83	288	46	10	56
Ferizaj	-	26	26	274	787	1,061	195	205	400
Fushë Kosovë	-	22	22	54	318	372	32	44	76
Gjakovë	-	78	78	253	625	878	85	164	249
Gjilan	1	65	66	317	674	991	232	143	375
Glllogoc	-	19	19	214	370	584	124	54	178
Hani i Elezit	-	7	7	31	54	85	13	9	22
Istog	-	23	23	95	258	353	60	41	101
Junik	-	-	-	7	30	37	12	4	16
Kaçanik	-	12	12	154	181	335	50	34	84
Kamenicë	-	17	17	180	171	351	74	20	94
Klinë	-	11	11	167	234	401	84	20	104
Leposaviq	-	-	-	7	8	15	-	-	-
Lipjan	-	27	27	234	427	661	69	52	121
Malishevë	-	26	26	393	367	760	114	35	149
Mamushë	-	3	3	19	28	47	5	3	8
Mitrovicë	-	29	29	116	549	665	92	125	217
Novobërdë	-	-	-	17	39	56	3	6	9
Obiliq	-	9	9	51	185	236	28	29	57
Pejë	-	43	43	190	647	837	194	169	363
Podujevë	-	19	19	307	591	898	150	91	241
Prishtinë	-	198	198	322	1,462	1,784	243	435	678
Prizren	-	18	18	663	1,092	1,755	289	215	504
Rahovec	-	10	10	241	307	548	91	56	147
Shtërpcë	-	-	-	37	38	75	6	3	9
Shtime	-	17	17	124	163	287	63	39	102
Skënderaj	-	15	15	212	265	477	76	57	133
Suharekë	-	20	20	213	379	592	84	81	165
Viti	-	16	16	234	337	571	104	54	158
Vushtrri	3	35	38	180	427	607	121	62	183
Zubin Potok	-	-	-	2	9	11	-	-	-
Zveçan	-	-	-	9	21	30	-	-	-
Kllokot	-	-	-	4	12	16	-	-	-
Total	4	765	769	5,628	11,370	16,998	2,778	2,291	5,069

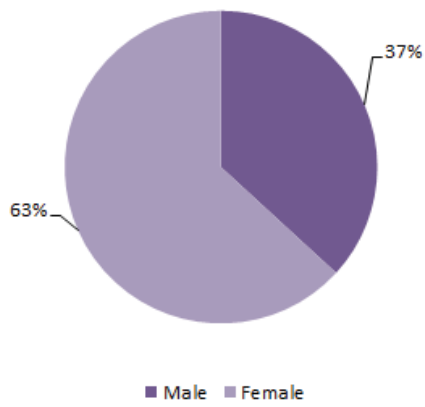


Graph. 16. Teachers by level in%

3.1. 1. Teachers by gender by municipality

Table 17. Teachers by gender by municipality

Municipality	Teachers at all levels		
	Male	Female	Total
Deçan	141	263	404
Dragash	251	93	344
Ferizaj	469	1,018	1,487
Fushë Kosovë	86	384	470
Gjakovë	338	867	1,205
Gjilan	550	882	1,432
Glogoc	338	443	781
Hani i Elezit	44	70	114
Istog	155	322	477
Junik	19	34	53
Kaçanik	204	227	431
Kamenicë	254	208	462
Klinë	251	265	516
Leposaviq	7	8	15
Lipjan	303	506	809
Malishevë	507	428	935
Mamushë	24	34	58
Mitrovicë	208	703	911
Novobërdë	20	45	65
Obiliq	79	223	302
Pejë	384	859	1,243
Podujevë	457	701	1,158
Prishtinë	565	2,095	2,660
Prizren	952	1,325	2,277
Rahovec	332	373	705
Shtërpcë	43	41	84
Shtëme	187	219	406
Skënderaj	288	337	625
Suharekë	297	480	777
Viti	338	407	745
Vushtrri	304	524	828
Zubin Potok	2	9	11
Zveçan	9	21	30
Klllokot	4	12	16
Total	8,410	14,426	22,836



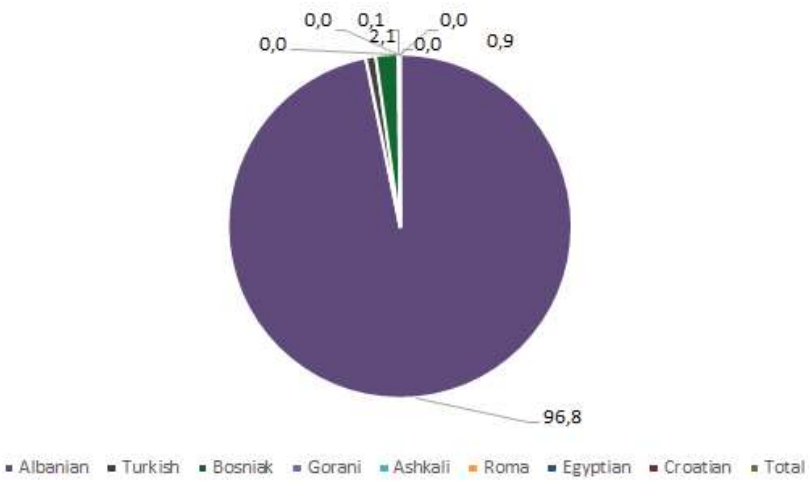
Graph. 17. Teachers by gender in%

3.1.2 Teachers by ethnicity in municipalities

Table 18. Teachers by ethnicity

Municipality	Ethnic affiliation								Total
	Albanian	Turkish	Bosniak	Gorani	Ashkali	Roma	Egyptian	Croatian	
Deçan	403	-	1	-	-	-	-	-	404
Dragash	256	-	86	2	-	-	-	-	344
Ferizaj	1,486	-	-	-	1	-	-	-	1,487
FushëKosovë	469	-	-	-	-	-	1	-	470
Gjakovë	1,202	-	-	-	-	-	3	-	1,205
Gjilan	1,411	19	-	-	-	2	-	-	1,432
Glllogoc	781	-	-	-	-	-	-	-	781
Hani i Elezit	114	-	-	-	-	-	-	-	114
Istog	454	-	22	-	-	-	1	-	477
Junik	53	-	-	-	-	-	-	-	53
Kaçanik	431	-	-	-	-	-	-	-	431
Kamenicë	461	-	-	-	-	1	-	-	462
Klinë	514	-	-	-	1	-	1	-	516
Leposaviq	15	-	-	-	-	-	-	-	15
Lipjan	800	-	1	-	-	-	-	8	809
Malishevë	935	-	-	-	-	-	-	-	935
Mamushë	11	47	-	-	-	-	-	-	58
Mitrovicë	901	-	10	-	-	-	-	-	911
Novobërdë	65	-	-	-	-	-	-	-	65
Obiliq	302	-	-	-	-	-	-	-	302
Pejë	1,168	-	72	1	-	1	1	-	1,243
Podujevë	1,158	-	-	-	-	-	-	-	1,158
Prishtinë	2,629	22	9	-	-	-	-	-	2,660
Prizren	1,855	126	285	3	-	8	-	-	2,277
Rahovec	704	-	-	-	1	-	-	-	705
Shtërpcë	84	-	-	-	-	-	-	-	84
Shtime	405	-	-	-	1	-	-	-	406
Skënderaj	625	-	-	-	-	-	-	-	625
Suharekë	776	-	-	-	1	-	-	-	777
Viti	745	-	-	-	-	-	-	-	745
Vushtrri	827	-	-	-	1	-	-	-	828
Zubin Potok	11	-	-	-	-	-	-	-	11
Zveçan	30	-	-	-	-	-	-	-	30
Klllokot	16	-	-	-	-	-	-	-	16
Total	22,097	214	486	6	6	12	7	-	22,836

Table shows that out of the total number of teachers 96.8% of them are Albanian, while 3.2% belong to other ethnic groups.

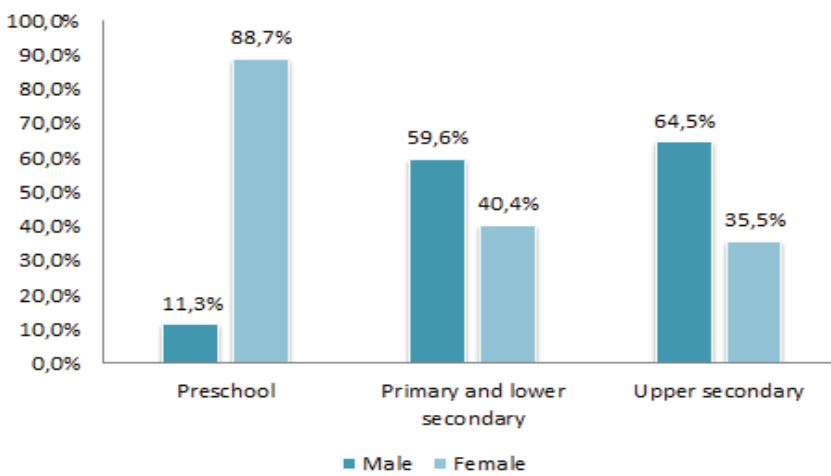


Graph. 18. Teachers by ethnicity in%

3. 1. Administrative personnel

Table 19. Administrative personnel by level

Municipality	Preschool			Primary and lower secondary			Upper secondary		
	Male	Female	Total	Male	Female	Total	Male	Female	Total
Deçan	-	-	-	17	7	24	5	2	7
Dragash	-	-	-	14	-	14	3	-	3
Ferizaj	-	5	5	43	43	86	19	9	28
Fushë Kosovë	-	3	3	10	10	20	3	1	4
Gjakovë	1	4	5	39	29	68	6	6	12
Gjilan	-	8	8	29	17	46	18	4	22
Gllogoc	1	3	4	27	13	40	7	3	10
Hani i Elezit	-	3	3	6	-	6	1	-	1
Istog	-	3	3	9	12	21	4	3	7
Junik	-	-	-	2	-	2	1	-	1
Kaçanik	-	-	-	11	7	18	5	1	6
Kamenicë	-	1	1	14	16	30	3	3	6
Klinë	-	1	1	27	7	34	3	3	6
Leposaviq	-	-	-	-	1	1	-	-	-
Lipjan	1	2	3	28	9	37	7	3	10
Malishevë	1	1	2	30	14	44	9	3	12
Mamushë	-	-	-	3	-	3	1	-	1
Mitrovicë	1	3	4	34	22	56	8	6	14
Novobërdë	-	-	-	4	3	7	1	1	2
Obiliq	-	2	2	14	10	24	3	1	4
Pejë	-	3	3	23	31	54	10	6	16
Podujevë	-	4	4	42	33	75	4	8	12
Prishtinë	2	23	25	40	82	122	27	23	50
Prizren	1	1	2	75	33	108	22	13	35
Rahovec	-	1	1	17	6	23	2	3	5
Shtërpcë	-	-	-	2	-	2	1	-	1
Shtëtime	-	2	2	9	4	13	1	2	3
Skënderaj	-	2	2	40	6	46	14	3	17
Suharekë	-	3	3	28	28	56	6	5	11
Viti	-	3	3	20	5	25	6	2	8
Vushtri	3	5	8	32	20	52	13	3	16
Zubin Potok	-	-	-	1	1	2	-	-	-
Zveçan	-	-	-	1	-	1	-	-	-
Kllokot	-	-	-	1	-	1	-	-	-
Total	11	86	97	692	469	1161	213	117	330

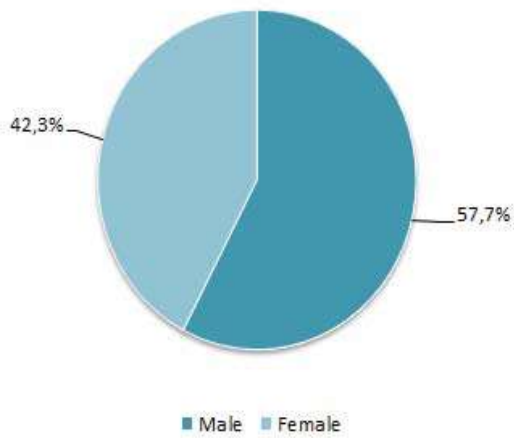


Graph. 19. Administrative personnel by gender for levels, in%

3.2.1 Administrative personnel by municipality

Table 20. Total administrative personnel

Municipality	Total administrative personnel		
	Male	Female	Total
Deçan	22	9	31
Dragash	17	-	17
Ferizaj	62	57	119
Fushë Kosovë	13	14	27
Gjakovë	46	39	85
Gjilan	47	29	76
Glllogoc	35	19	54
Hani i Elezit	7	3	10
Istog	13	18	31
Junik	3	-	3
Kaçanik	16	8	24
Kamenicë	17	20	37
Klinë	30	11	41
Leposaviq	-	1	1
Lipjan	36	14	50
Malishevë	40	18	58
Mamushë	4	-	4
Mitrovicë	43	31	74
Novobërdë	5	4	9
Obiliq	17	13	30
Pejë	33	40	73
Podujevë	46	45	91
Prishtinë	69	128	197
Prizren	98	47	145
Rahovec	19	10	29
Shtërpcë	3	-	3
Shtime	10	8	18
Skënderaj	54	11	65
Suharekë	34	36	70
Viti	26	10	36
Vushtrri	48	28	76
Zubin Potok	1	1	2
Zveçan	1	-	1
Klllokot	1	-	1
Total	916	672	1,588

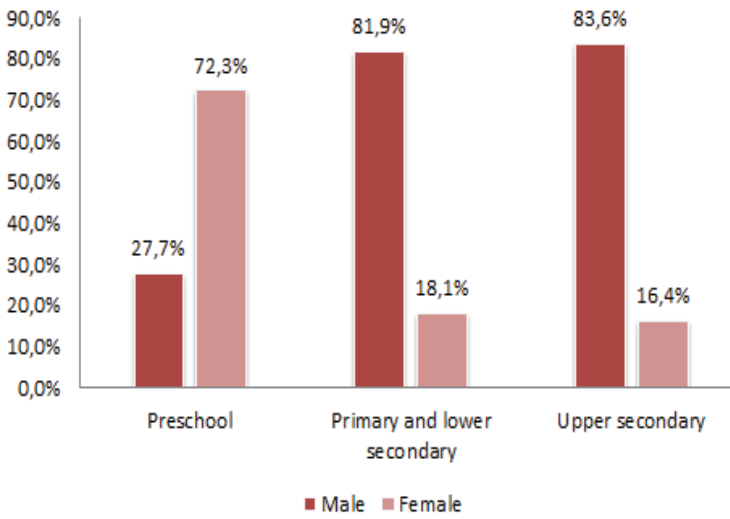


Graph. 20. Administrative personnel by gender in%

3.3. Support personnel

Table 21. Support personnel by level

Municipality	Preschool			Primary and lower secondary			Upper secondary		
	Male	Female	Total	Male	Female	Total	Male	Female	Total
Deçan	-	-	-	47	13	60	8	-	8
Dragash	-	-	-	53	2	55	5	-	5
Ferizaj	1	4	5	106	15	121	41	2	43
Fushë Kosovë	1	7	8	32	17	49	5	3	8
Gjakovë	7	21	28	96	49	145	16	12	28
Gjilan	8	19	27	134	29	163	12	3	15
Gllugoc	-	5	5	116	10	126	7	-	7
Hani i Elezit	1	1	2	9	2	11	2	-	2
Istog	6	15	21	45	20	65	7	3	10
Junik	-	-	-	3	2	5	3	-	3
Kaçanik	1	1	2	26	7	33	6	-	6
Kamenicë	2	6	8	69	8	77	12	4	16
Klinë	2	3	5	53	4	57	17	-	17
Leposaviq	-	-	-	2	-	2	-	-	-
Lipjan	4	9	13	98	16	114	11	3	14
Malishevë	4	3	7	94	3	97	21	-	21
Mamushë	-	-	-	3	-	3	1	-	1
Mitrovicë	2	7	9	98	16	114	29	3	32
Novobërdë	-	-	-	6	3	9	2	-	2
Obiliq	1	3	4	16	5	21	7	2	9
Pejë	2	11	13	32	15	47	20	4	24
Podujevë	2	1	3	132	21	153	22	9	31
Prishtinë	17	27	44	157	89	246	74	26	100
Prizren	2	5	7	162	47	209	48	7	55
Rahovec	1	2	3	60	5	65	11	-	11
Shtërpcë	-	-	-	10	1	11	3	-	3
Shtime	1	6	7	36	6	42	8	-	8
Skënderaj	2	3	5	103	3	106	20	5	25
Suharekë	1	8	9	76	19	95	22	2	24
Viti	1	6	7	42	11	53	9	2	11
Vushtrri	2	12	14	102	10	112	11	-	11
Zubin Potok	-	-	-	6	-	6	-	-	-
Zveçan	-	-	-	6	-	6	-	-	-
Kllokot	-	-	-	2	-	2	-	-	-
Total	71	185	256	2,032	448	2,480	460	90	550

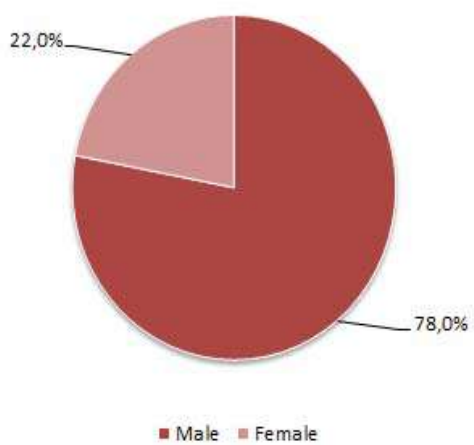


Graph. 21. Support personnel by level in%

3.3.1 Support personnel by municipality

Table 22. Total support personnel

Municipality	Total support personnel		
	Male	Female	Total
Deçan	55	13	68
Dragash	58	2	60
Ferizaj	148	21	169
Fushë Kosovë	38	27	65
Gjakovë	119	82	201
Gjilan	154	51	205
Glllogoc	123	15	138
Hani i Elezit	12	3	15
Istog	58	38	96
Junik	6	2	8
Kaçanik	33	8	41
Kamenicë	83	18	101
Klinë	72	7	79
Leposaviq	2	-	2
Lipjan	113	28	141
Malishevë	119	6	125
Mamushë	4	-	4
Mitrovicë	129	26	155
Novobërdë	8	3	11
Obiliq	24	10	34
Pejë	54	30	84
Podujevë	156	31	187
Prishtinë	248	142	390
Prizren	212	59	271
Rahovec	72	7	79
Shtërpcë	13	1	14
Shtime	45	12	57
Skënderaj	125	11	136
Suharekë	99	29	128
Viti	52	19	71
Vushtrri	115	22	137
Zubin Potok	6	-	6
Zveçan	6	-	6
Klllokot	2	-	2
Total	2,563	723	3,286



Graph. 22. Support personnel by gender in%

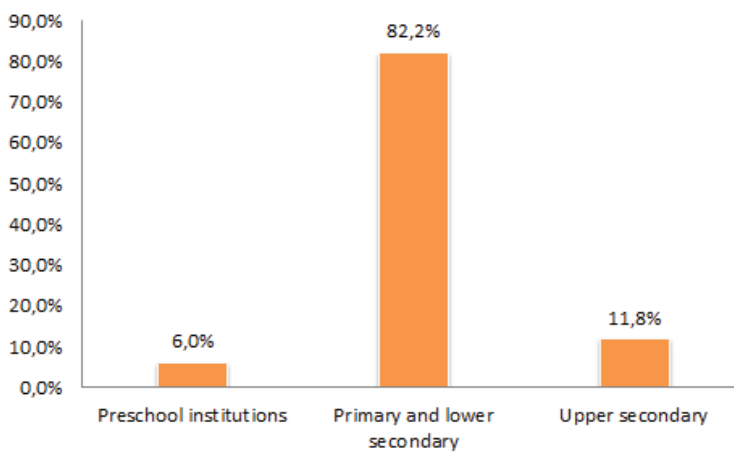
4. Public educational institutions

4.1 . Educational institutions by levels

Institutions of pre-university education are organized in preschools / kindergartens, primary and lower secondary schools, and upper secondary schools.

Table 23. Educational institutions by level

Municipality	Preschool institutions	Primary and lower secondary	Upper secondary	Total
Deçan	-	22	2	24
Dragash	-	30	1	31
Ferizaj	1	47	8	56
Fushë Kosovë	1	13	3	17
Gjakovë	8	44	8	60
Gjilan	4	33	8	45
Gllogoc	3	31	2	36
Hani i Elezit	1	4	1	6
Istog	5	20	3	28
Junik	-	1	1	2
Kaçanik	1	19	2	22
Kamenicë	1	14	3	18
Klinë	1	25	2	28
Leposaviq	-	1	-	1
Lipjan	3	45	4	52
Malishevë	2	39	3	44
Mamushë	1	1	1	3
Mitrovicë	1	35	5	41
Novobërdë	-	8	1	9
Obiliq	1	15	2	18
Pejë	1	39	6	46
Podujevë	4	52	4	60
Prishtinë	8	50	14	72
Prizren	1	71	18	90
Rahovec	1	33	4	38
Shtërpcë	-	3	1	4
Shtime	1	16	2	19
Skënderaj	1	32	4	37
Suharekë	7	36	3	46
Viti	1	31	3	35
Vushtri	3	37	3	43
Zubin Potok	-	1	-	1
Zveçan	-	3	-	3
Kllokot	-	1	-	1
Total	62	852	122	1,036



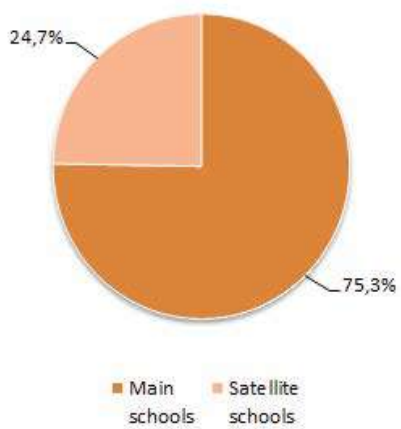
Graph. 23. Educational institutions by level

4.2. Main school institutions and satellite schools

School institutions are organized in main schools and satellite schools.

Table 24. Main schools' institutions and satellite schools

Municipality	Main school	Satellite schools	Total
Deçan	20	4	24
Dragash	12	19	31
Ferizaj	49	7	56
Fushë Kosovë	12	5	17
Gjakovë	47	13	60
Gjilan	37	8	45
Glllogoc	33	3	36
Hani i Elezit	5	1	6
Istog	18	10	28
Junik	2	-	2
Kaçanik	14	8	22
Kamenicë	17	1	18
Klinë	21	7	28
Leposaviq	1	-	1
Lipjan	28	24	52
Malishevë	41	3	44
Mamushë	3	-	3
Mitrovicë	35	6	41
Novobërdë	4	5	9
Obiliq	10	8	18
Pejë	35	11	46
Podujevë	41	19	60
Prishtinë	63	9	72
Prizren	64	26	90
Rahovec	32	6	38
Shtërpcë	4	-	4
Shtime	11	8	19
Skënderaj	27	10	37
Suharekë	33	13	46
Viti	21	14	35
Vushtrri	37	6	43
Zubin Potok	1	-	1
Zveçan	1	2	3
Klllokot	1	-	1
Total	780	256	1036



Graph. 24. Main school institutions and satellite schools in%

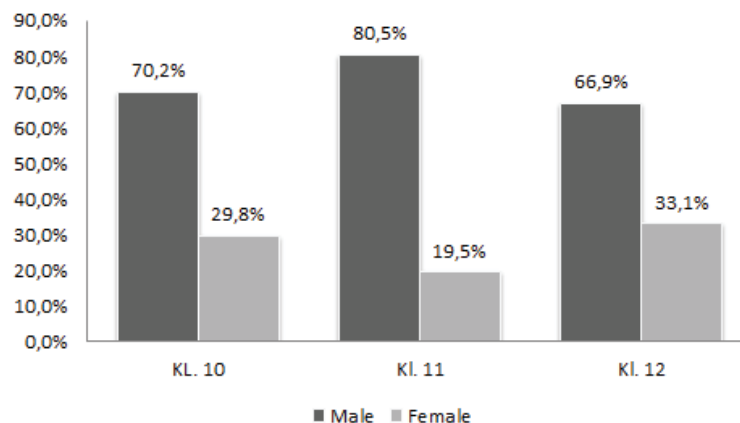
5. Education and training for adults

5.1. Attendance in education and training for adults

Education and training for adults means all education and training provided for adults and / or youth, who are entitled to attend learning programmes (curricula) designed for adults.

Table 25. Attendance in education and training for adults

Municipality	Grade 10			Grade 11			Grade 12			Total		
	Male	Female	Total	Male	Female	Total	Male	Female	Total	Male	Female	Total
Gjilan	10	13	23	4	7	11	4	6	10	18	26	44
Mitrovicë Jugor	33	19	52	38	15	53	32	19	51	103	53	156
Podujevë	24	12	36	23	3	26	34	14	48	81	29	110
Prishtinë	126	38	164	158	29	187	116	53	169	400	120	520
Total	193	82	275	223	54	277	186	92	278	602	228	830



Graph. 25. Attendance in education and training for adults by grades and gender in%

6. Learning conditions

Table 26. Indicators of education by level in public education

Level of education	Indicator	Value
Pre-school / kindergarten education	Number of pupils	7,267
	Gender ratio F / M	0.93
	% of females	48.3
	Pupil-teacher ratio	9.4
Pre-primary education	Number of pupils	16,837
	Gender ratio F / M	0.94
	% of females	48.3
	Pupil-teacher ratio	16.0
Primary / lower secondary education	Number of pupils	206,941
	Gender ratio F / M	0.95
	% of females	48.6
	Pupil-teacher ratio	13.0
Upper secondary education	Number of pupils	60,837
	Gender ratio F / M	1.00
	% of females	0.50
	Pupil-teacher ratio	12.0

7. Changes by level

Table 27. Changes by levels in public education

Public education	Total	Preschool / Kindergartens	%	Pre-primary	%	Primary / lower secondary	%	Upper secondary	%
Children/Pupils	291,882	7,267	2.5	16,837	5.8	206,941	70.9	60,837	20.8
Schools	1,036	62	6.0	-	-	852	82.2	122	11.8
Teachers	22,836	769	3.4	1,052	4.6	15,946	69.8	5,069	22.2

8. Information on social and family status of children/pupils

8. 1. Social and family status of children/pupils

Table 28. Social and family status of children/pupils

Level of education	children/pupils with social assistance			of children/pupils with single parent			of children/ pupils without parents		
	Male	Female	Total	Male	Female	Total	Male	Female	Total
Preschool / Pre-primary	337	346	683	80	82	162	1	3	4
Primary / lower secondary	4,748	4,346	9,094	1,538	1,466	3,004	100	76	176
Upper secondary	1,042	823	1,865	662	672	1,334	38	27	65
Total	6,127	5,515	11,642	2,280	2,220	4,500	139	106	245

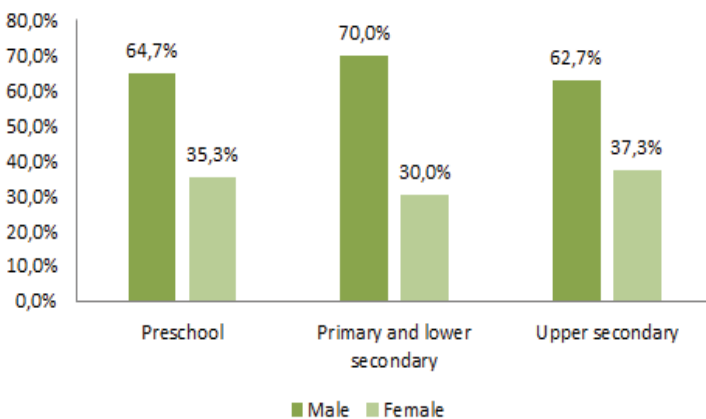
The table shows the number of children/pupils whose families are on social assistance, the number of children/pupils with one parent and those without any parent (for all levels of pre-university education).

9. Special education

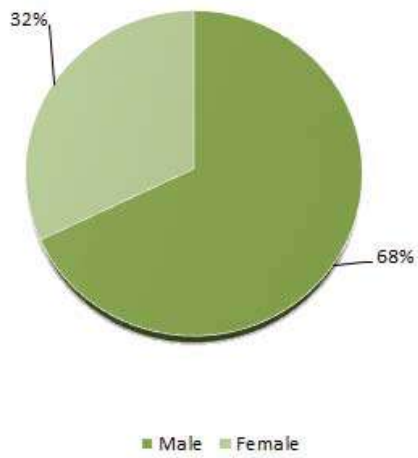
9.1. The number of children/pupils in resource centers / special schools

Table 29. Children / pupils by grade in resource centres / special schools

Age group / Grade	Special School/Resource Center		
	Male	Female	Total
Age group 3-4	2	-	2
Age group 4-5	1	2	3
Age group 5-6 - Paraf.	8	4	12
Grade 1	22	9	31
Grade 2	22	12	34
Grade 3	22	7	29
Grade 4	21	3	24
Grade 5	11	6	17
Grade 6	14	5	19
Grade 7	12	7	19
Grade 8	16	3	19
Grade 9	9	12	21
Grade 10	20	4	24
Grade 11	13	5	18
Grade 12	14	19	33
Total	207	98	305



Graph. 26. Children/pupils in resource centers / special schools



Graph. 27. Gender structure in resource centers / special schools

9.2. The number of children / pupils by type of impairment

Table 30. Children/pupils by grade and type of impairment

Age / Grade	Intellectual impairment	Hearing impairment	Eye / vision impairment	Physical disability	Multiple impairment	Difficulty in speaking, communication and language	Autism	Emotional and behavioral disorders	Learning difficulties/disorders	Social, cultural and linguistic deprivations	Down syndrome	Total
Age group 3-4	1	-	1	-	-	-	-	-	-	-	-	2
Age group 4-5	2	-	-	-	-	1	-	-	-	-	-	3
Age 5 - Pre-pr	1	1	-	1	2	1	2	-	3	-	1	12
Grade 1	3	3	-	-	13	-	8	-	-	-	4	31
Grade 2	1	3	2	-	11	2	9	2	-	-	4	34
Grade 3	11	-	-	-	11	1	3	-	-	1	2	29
Grade 4	4	3	-	-	11	-	3	2	-	-	1	24
Grade 5	2	1	2	-	7	-	5	-	-	-	-	17
Grade 6	4	1	2	-	7	-	4	-	-	-	1	19
Grade 7	8	2	1	-	3	-	2	-	-	-	3	19
Grade 8	2	2	1	-	10	-	4	-	-	-	-	19
Grade 9	4	2	2	-	9	-	4	-	-	-	-	21
Grade 10	3	2	1	1	10	-	-	-	-	-	7	24
Grade 11	1	-	-	-	11	-	4	-	-	-	2	18
Grade 12	8	3	2	-	8	-	5	-	-	-	7	33
Total	55	23	14	2	113	5	53	4	3	1	32	305

10. Private education

Data of private educational institutions licensed by MESTI

10.1. Pupils in preschool and pre-primary education

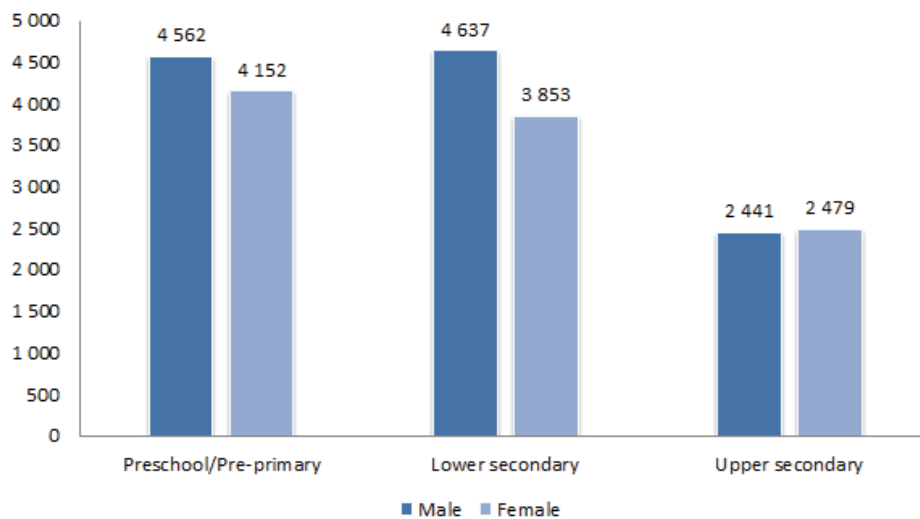
Table 31. Children (pupils) in preschool and pre-primary education

Municipality	Preschool (age 0<4)			Pre-primary (age 5)			Total		
	Male	Female	Total	Male	Female	Total	Male	Female	Total
Deçan	15	26	41	-	-	-	15	26	41
Dragash	-	-	-	-	-	-	-	-	-
Ferizaj	388	368	756	108	109	217	496	477	973
Fushë Kosovë	284	259	543	167	161	328	451	420	871
Gjakovë	128	104	232	74	61	135	202	165	367
Gjilan	77	83	160	18	15	33	95	98	193
Gllugoc	30	-	30	5	4	9	35	4	39
Hani i Elezit	-	-	-	-	-	-	-	-	-
Istog	-	-	-	-	-	-	-	-	-
Junik	-	-	-	-	-	-	-	-	-
Kaçanik	-	-	-	-	-	-	-	-	-
Kamenicë	-	-	-	-	-	-	-	-	-
Klinë	13	15	28	3	7	10	16	22	38
Leposaviq	-	-	-	-	-	-	-	-	-
Lipjan	100	104	204	63	48	111	163	152	315
Malishevë	-	-	-	-	-	-	-	-	-
Mamushë	-	-	-	-	-	-	-	-	-
Mitrovicë	114	117	231	33	33	66	147	150	297
Novobërdë	-	-	-	-	-	-	-	-	-
Obiliq	-	-	-	-	-	-	-	-	-
Pejë	191	171	362	68	52	120	259	223	482
Podujevë	58	55	113	33	30	63	91	85	176
Prishtinë	1,482	1,350	2,832	634	536	1,170	2,116	1,886	4,002
Prizren	166	172	338	121	116	237	287	288	575
Rahovec	-	-	-	-	-	-	-	-	-
Shtërpcë	-	-	-	-	-	-	-	-	-
Shtëtme	-	-	-	-	-	-	-	-	-
Skënderaj	-	-	-	-	-	-	-	-	-
Suharekë	-	-	-	-	-	-	-	-	-
Viti	51	35	86	18	14	32	69	49	118
Vushtrri	51	46	97	69	61	130	120	107	227
Zubin Potok	-	-	-	-	-	-	-	-	-
Zveçan	-	-	-	-	-	-	-	-	-
Kllokot	-	-	-	-	-	-	-	-	-
Total	3,148	2,905	6,053	1,414	1,247	2,661	4,562	4,152	8,714

10. 2. Pupils in primary / lower secondary and upper secondary education

Table 32. The number of pupils in primary / lower secondary and upper secondary education

Municipality	Primary / lower secondary			Upper secondary			Total		
	Male	Female	Total	Male	Female	Total	Male	Female	Total
Deçan	-	-	-	-	-	-	-	-	-
Dragash	-	-	-	-	-	-	-	-	-
Ferizaj	-	-	-	-	-	-	-	-	-
Fushë Kosovë	-	-	-	-	-	-	-	-	-
Gjakovë	151	98	249	119	119	238	270	217	487
Gjilan	371	345	716	57	61	118	428	406	834
Glllogoc	-	-	-	-	-	-	-	-	-
Hani i Elezit	-	-	-	-	-	-	-	-	-
Istog	-	-	-	-	-	-	-	-	-
Junik	-	-	-	-	-	-	-	-	-
Kaçanik	-	-	-	-	-	-	-	-	-
Kamenicë	-	-	-	-	-	-	-	-	-
Klinë	-	-	-	36	84	120	36	84	120
Leposaviq	-	-	-	-	-	-	-	-	-
Lipjan	506	412	918	257	277	534	763	689	1,452
Malishevë	-	-	-	-	-	-	-	-	-
Mamushë	-	-	-	-	-	-	-	-	-
Mitrovicë	91	81	172	21	23	44	112	104	216
Novobërdë	-	-	-	-	-	-	-	-	-
Obiliq	-	-	-	-	-	-	-	-	-
Pejë	74	57	131	106	177	283	180	234	414
Podujevë	-	-	-	-	-	-	-	-	-
Prishtinë	2,687	2,206	4,893	1,458	1,298	2,756	4,145	3,504	7,649
Prizren	757	654	1,411	286	326	612	1,043	980	2,023
Rahovec	-	-	-	-	-	-	-	-	-
Shtërpcë	-	-	-	-	-	-	-	-	-
Shtime	-	-	-	-	-	-	-	-	-
Skënderaj	-	-	-	-	-	-	-	-	-
Suharekë	-	-	-	-	-	-	-	-	-
Viti	-	-	-	-	-	-	-	-	-
Vushtri	-	-	-	101	114	215	101	114	215
Zubin Potok	-	-	-	-	-	-	-	-	-
Zveçan	-	-	-	-	-	-	-	-	-
Total	4,637	3,853	8,490	2,441	2,479	4,920	7,078	6,332	13,410

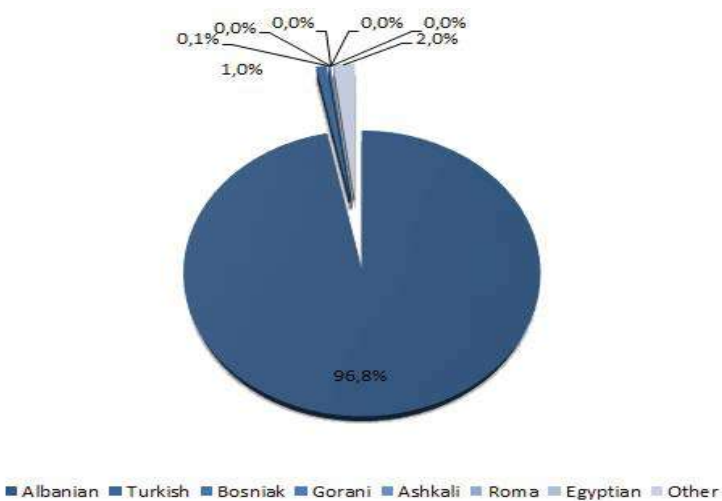


Graph. 28. Pupils in private education by level

10.3. The number of children/pupils by ethnicity

Table 33. The number of children/pupils by ethnicity by age group / grade

Age group / Grade	Albanian	Turkish	Bosniak	Gorani	Ashkali	Roma	Egyptian	Other	Total
Age group 1-2	1,272	-	2	-	-	1	-	5	1,280
Age group 2-3	1,103	1	-	-	-	-	-	11	1,115
Age group 3-4	1,778	11	1	-	-	1	-	13	1,804
Age group 4-5	1,835	3	1	-	-	-	-	15	1,854
Age 5 – Preschool / Kinderga	1,734	11	-	-	-	-	-	9	1,754
Age 5 - Pre-primary	890	8	-	-	-	1	-	8	907
Grade 1	1,058	13	4	-	-	-	-	30	1,105
Grade 2	995	17	1	-	-	-	1	38	1,052
Grade 3	936	14	4	-	1	-	-	33	988
Grade 4	782	12	4	-	-	-	-	38	836
Grade 5	766	13	3	-	-	-	-	44	826
Grade 6	904	29	1	-	-	-	-	39	973
Grade 7	994	13	2	-	-	-	-	33	1,042
Grade 8	837	11	2	-	-	-	-	27	877
Grade 9	739	16	3	-	-	-	-	33	791
Grade 10	1,805	15	2	-	3	-	-	32	1,857
Grade 11	1,659	8	3	1	4	-	-	14	1,689
Grade 12	1,333	19	-	-	-	-	-	22	1,374
Total	21,420	214	33	1	8	3	1	444	22,124

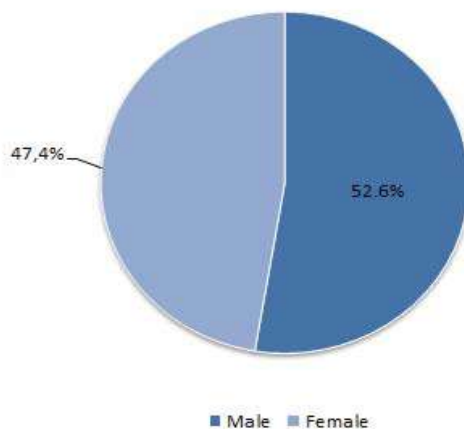


Graph. 29. Number of children/pupils by ethnicity in private pre-university education

10.4. The number of children/pupils by age group / grade

Table 34. The number of children/pupils by age group / grade

Age group / Grade	Total		
	Male	Female	Total
Age group 1-2	659	621	1,280
Age group 2-3	577	538	1,115
Age group 3-4	937	867	1,804
Age group 4-5	975	879	1,854
Age 5 – Preschool (kindergartens)	918	836	1,754
Age 5 - Pre-primary	496	411	907
Grade 1	596	509	1,105
Grade 2	568	484	1,052
Grade 3	517	471	988
Grade 4	450	386	836
Grade 5	466	360	826
Grade 6	547	426	973
Grade 7	564	478	1,042
Grade 8	478	399	877
Grade 9	451	340	791
Grade 10	954	903	1,857
Grade 11	823	866	1,689
Grade 12	664	710	1,374
Total	11,640	10,484	22,124



Graph. 30. Gender structure in private education

11. Annex

Pupils by gender in public education in municipalities

Municipality	School year 2023/24		
	Male	Female	Total
Deçan	2,487	2,281	4,768
Dragash	1,535	1,445	2,980
Ferizaj	10,857	10,990	21,847
Fushë Kosovë	5,341	4,905	10,246
Gjakovë	7,451	7,113	14,564
Gjilan	7,701	7,613	15,314
Glllogoc	5,432	5,211	10,643
Hani i Elezit	858	790	1,648
Istog	3,156	2,985	6,141
Junik	374	351	725
Kaçanik	2,903	2,581	5,484
Kamenicë	1,740	1,589	3,329
Klinë	3,318	3,206	6,524
Leposaviq	13	4	17
Lipjan	5,918	5,405	11,323
Malishevë	5,083	4,992	10,075
Mamushë	441	401	842
Mitrovicë	7,043	7,029	14,072
Novobërdë	277	285	562
Obiliq	1,943	1,804	3,747
Pejë	7,994	7,746	15,740
Podujevë	7,418	7,249	14,667
Prishtinë	20,694	20,175	40,869
Prizren	13,563	12,967	26,530
Rahovec	4,036	3,663	7,699
Shtërpcë	220	202	422
Shtime	2,512	2,287	4,799
Skënderaj	4,167	3,864	8,031
Suharekë	4,633	4,155	8,788
Viti	3,568	3,370	6,938
Vushtrri	6,440	5,857	12,297
Zubin Potok	40	43	83
Zveçan	39	32	71
Klllokot	47	50	97
Total	149,242	142,640	291,882

Children/pupils by age group / grades and gender in public education

Age group / Grade	School year 2023/24		
	Male	Female	Total
Age group 1-2	417	425	842
Age group 2-3	584	535	1,119
Age group 3-4	1,058	974	2,032
Age group 4-5	1,040	933	1,973
Age 5 - Preschool (kindergartens)	660	641	1,301
Age 5 - Pre-primary	8,700	8,137	16,837
Grade 1	11,604	11,161	22,765
Grade 2	11,707	11,147	22,854
Grade 3	11,679	10,917	22,596
Grade 4	12,001	11,121	23,122
Grade 5	11,922	11,073	22,995
Grade 6	12,281	11,742	24,023
Grade 7	11,795	11,389	23,184
Grade 8	11,799	10,919	22,718
Grade 9	11,565	11,119	22,684
Grade 10	11,012	10,357	21,369
Grade 11	10,066	10,013	20,079
Grade 12	9,337	10,014	19,351
Grade 13	15	23	38
Total	149,242	142,640	291,882

Children/pupils by age group / grades and gender in public education

Age group/Grade	School year 2023/24		
	Male	Female	Total
	Age group 1-2	417	425
Age group 2-3	584	535	1,119
Age group 3-4	1,058	974	2,032
Age group 4-5	1,040	933	1,973
Age 5 - Preschool (kindergartens)	660	641	1,301
Total-Preschool (kindergartens)	3,759	3,508	7,267
Age 5 - Pre-primary	8,700	8,137	16,837
Grade 1	11,604	11,161	22,765
Grade 2	11,707	11,147	22,854
Grade 3	11,679	10,917	22,596
Grade 4	12,001	11,121	23,122
Grade 5	11,922	11,073	22,995
Grade 6	12,281	11,742	24,023
Grade 7	11,795	11,389	23,184
Grade 8	11,799	10,919	22,718
Grade 9	11,565	11,119	22,684
Total 1 to 9	106,353	100,588	206,941
Grade 10	11,012	10,357	21,369
Grade 11	10,066	10,013	20,079
Grade 12	9,337	10,014	19,351
Grade 13	15	23	38
Total 10 to 13	30,430	30,407	60,837
Total	149,242	142,640	291,882

Personnel in public education

Municipality	School year 2023/24		
	Male	Female	Total
Deçan	218	285	503
Dragash	326	95	421
Ferizaj	679	1,096	1775
Fushë Kosovë	137	425	562
Gjakovë	503	988	1491
Gjilan	751	962	1713
Glogoc	496	477	973
Hani i Elezit	63	76	139
Istog	226	378	604
Junik	28	36	64
Kaçanik	253	243	496
Kamenicë	354	246	600
Klinë	353	283	636
Leposaviq	9	9	18
Lipjan	452	548	1000
Malishevë	666	452	1118
Mamushë	32	34	66
Mitrovicë	380	760	1140
Novobërdë	33	52	85
Obiliq	120	246	366
Pejë	471	929	1400
Podujevë	659	777	1436
Prishtinë	882	2,365	3247
Prizren	1,262	1,431	2693
Rahovec	423	390	813
Shtërpcë	59	42	101
Shtime	242	239	481
Skënderaj	467	359	826
Suharekë	430	545	975
Viti	416	436	852
Vushtrri	467	574	1041
Zubin Potok	9	10	19
Zveçan	16	21	37
Kllokot	7	12	19
Total	11,889	15,821	27,710

Public school institutions and satellite schools

Municipality	School year 2023/24			
	Preschool institution	Primary / and lower second	Upper secondary	Total
Deçan	-	22	2	24
Dragash	-	30	1	31
Ferizaj	1	47	8	56
Fushë Kosovë	1	13	3	17
Gjakovë	8	44	8	60
Gjilan	4	33	8	45
Glogoc	3	31	2	36
Hani i Elezit	1	4	1	6
Istog	5	20	3	28
Junik	-	1	1	2
Kaçanik	1	19	2	22
Kamenicë	1	14	3	18
Klinë	1	25	2	28
Leposaviq	-	1	-	1
Lipjan	3	45	4	52
Malishevë	2	39	3	44
Mamushë	1	1	1	3
Mitrovicë	1	35	5	41
Novobërdë	-	8	1	9
Obiliq	1	15	2	18
Pejë	1	39	6	46
Podujevë	4	52	4	60
Prishtinë	8	50	14	72
Prizren	1	71	18	90
Rahovec	1	33	4	38
Shtërpcë	-	3	1	4
Shtime	1	16	2	19
Skënderaj	1	32	4	37
Suharekë	7	36	3	46
Viti	1	31	3	35
Vushtri	3	37	3	43
Zubin Potok	-	1	-	1
Zveçan	-	3	-	3
Klllokot	-	1	-	1
Total	62	852	122	1,036

Children/pupils by gender and grades in resource centers / special schools

Age group/Grade	School year 2023/24		
	Male	Female	Total
Age group 3-4	2	-	2
Age group 4-5	1	2	3
Age 5 vjeç - Preschool	8	4	12
Grade 1	22	9	7
Grade 2	22	12	34
Grade 3	22	7	29
Grade 4	21	3	24
Grade 5	11	6	17
Grade 6	14	5	19
Grade 7	12	7	19
Grade 8	16	3	19
Grade 9	9	12	21
Grade 10	20	4	24
Grade 11	13	5	18
Grade 12	14	19	33
Total	207	98	305

Children/pupils by grade in private education

Age group/Grade	School year 2023/24		
	Male	Female	Total
Age group 1-2	659	621	1,280
Age group 2-3	577	538	1,115
Age group 3-4	937	867	1,804
Age group 4-5	975	879	1,854
Age 5 – Preschool (kindergarten)	918	836	1,754
Age 5 - Pre-primary	496	411	907
Grade 1	596	509	1,105
Grade 2	568	484	1,052
Grade 3	517	471	988
Grade 4	450	386	836
Grade 5	466	360	826
Grade 6	547	426	973
Grade 7	564	478	1,042
Grade 8	478	399	877
Grade 9	451	340	791
Grade 10	954	903	1,857
Grade 11	823	866	1,689
Grade 12	664	710	1,374
Total	11,640	10,484	22,124

Children/pupils with special needs in regular classes

Grade (class)	Intellectual impairment	Hearing impairment	Eye/vision impairment	Physical impairment	Multiple impairment	Difficulty in speaking, communication and language	Autism	Emotional and behavioral disorders	Learning difficulties/disorders	Social, cultural and linguistic deprivations	Down syndrome	Total
Age group 1-2	-	-	-	-	-	3	-	-	-	-	-	3
Age group 2-3	-	-	1	1	-	13	-	2	1	-	3	21
Age group 3-4	2	-	1	1	4	17	12	4	3	-	11	55
Age group 4-5	3	7	-	3	8	29	21	11	8	-	6	96
Age 5 - preschool (kindergarten)	4	3	-	1	8	33	12	6	7	-	3	77
Age 5 vjeç - Pre-primary	25	8	44	8	24	73	26	17	10	-	7	242
Grade 1	33	11	36	11	42	81	46	28	25	1	21	335
Grade 2	53	12	68	13	45	80	38	18	45	6	17	395
Grade 3	63	9	51	18	46	43	41	8	36	6	11	332
Grade 4	42	8	56	12	36	55	34	22	55	-	5	325
Grade 5	47	5	94	25	37	35	24	13	45	4	10	339
Grade 6	42	7	58	28	34	39	23	14	46	-	8	299
Grade 7	54	8	62	31	45	35	18	15	47	1	17	333
Grade 8	50	7	56	18	33	22	17	17	25	-	10	255
Grade 9	62	8	57	15	40	18	10	8	20	-	6	244
Grade 10	14	6	46	20	17	11	2	2	5	-	9	132
Grade 11	6	2	21	16	19	9	8	2	4	-	4	91
Grade 12	9	17	19	14	14	4	5	8	5	-	7	102
Grade 13	-	-	-	-	-	-	-	-	-	-	-	-
Total	509	118	670	235	452	600	337	195	387	18	155	3,676

The data of pupils with special needs and the accuracy of these data is complex due to the fact that not all pupils with special needs who are in regular classes have yet been assessed by professional assessment teams in municipalities.

Children/pupils by grade and level, school year 2022/23 (public and private education)

Age group / Grade	School year 2023/24		
	Male	Female	Total
Age group 1-2	1,076	1,046	2,122
Age group 2-3	1,161	1,073	2,234
Age group 3-4	1,995	1,841	3,836
Age group 4-5	2,015	1,812	3,827
Age 5 - Preschool (kindergarten)	1,578	1,477	3,055
Age 5 - Pre-primary	9,196	8,548	17,744
Grade 1	12,200	11,670	23,870
Grade 2	12,275	11,631	23,906
Grade 3	12,196	11,388	23,584
Grade 4	12,451	11,507	23,958
Grade 5	12,388	11,433	23,821
Grade 6	12,828	12,168	24,996
Grade 7	12,359	11,867	24,226
Grade 8	12,277	11,318	23,595
Grade 9	12,016	11,459	23,475
Grade 10	11,966	11,260	23,226
Grade 11	10,889	10,879	21,768
Grade 12	10,001	10,724	20,725
Grade 13	15	23	38
Total	160,882	153,124	314,006

SUMMARY INFORMATION ON PRE-UNIVERSITY EDUCATION

Number of children/pupils by gender, age group/grade, type of education and level of ISCED

Age group/grade	Total (public and private)			Public education			Private education			Adult education		
	Total	Male	Female	Total	Male	Female	Total	Male	Female	Total	Male	Female
1-2 years old	2,122	1,076	1,046	842	417	425	1,280	659	621	-	-	-
2-3 years old	2,234	1,161	1,073	1,119	584	535	1,115	577	538	-	-	-
3-4 years old	3,836	1,995	1,841	2,032	1,058	974	1,804	937	867	-	-	-
4-5 years old	3,827	2,015	1,812	1,973	1,040	933	1,854	975	879	-	-	-
5 years (preschool)	3,055	1,578	1,477	1,301	660	641	1,754	918	836	-	-	-
5 vyears (pre-primary)	17,744	9,196	8,548	16,837	8,700	8,137	907	496	411	-	-	-
Total, preschool education	32,818	17,021	15,797	24,104	12,459	11,645	8,714	4,562	4,152	-	-	-
Grade 1	23,870	12,200	11,670	22,765	11,604	11,161	1,105	596	509	-	-	-
Grade 2	23,906	12,275	11,631	22,854	11,707	11,147	1,052	568	484	-	-	-
Grade 3	23,584	12,196	11,388	22,596	11,679	10,917	988	517	471	-	-	-
Grade 4	23,958	12,451	11,507	23,122	12,001	11,121	836	450	386	-	-	-
Grade 5	23,821	12,388	11,433	22,995	11,922	11,073	826	466	360	-	-	-
Total primary education	119,139	61,510	57,629	114,332	58,913	55,419	4,807	2,597	2,210	-	-	-
Grade 6	24,996	12,828	12,168	24,023	12,281	11,742	973	547	426	-	-	-
Grade 7	24,226	12,359	11,867	23,184	11,795	11,389	1,042	564	478	-	-	-
Grade 8	23,595	12,277	11,318	22,718	11,799	10,919	877	478	399	-	-	-
Grade 9	23,475	12,016	11,459	22,684	11,565	11,119	791	451	340	-	-	-
Total, lower secondary (6-9)	96,292	49,480	46,812	92,609	47,440	45,169	3,683	2,040	1,643	-	-	-
Total grades (1-9)	215,431	110,990	104,441	206,941	106,353	100,588	8,490	4,637	3,853	-	-	-
Grade 10	23,501	12,159	11,342	21,369	11,012	10,357	1,857	954	903	275	193	82
Grade 11	22,045	11,112	10,933	20,079	10,066	10,013	1,689	823	866	277	223	54
Grade 12	21,003	10,187	10,816	19,351	9,337	10,014	1,374	664	710	278	186	92
Grade 13	38	15	23	38	15	23	-	-	-	-	-	-
Gymnasiums	30,358	12,703	17,655	27,541	11,298	16,243	2,817	1,405	1,412	-	-	-
Vocational	35,399	20,168	15,231	33,296	19,132	14,164	2,103	1,036	1,067	-	-	-
Total, upper secondary education (10-13)	66,587	33,473	33,114	60,837	30,430	30,407	4,920	2,441	2,479	830	602	228
Grand Total	314,836	161,484	153,352	291,882	149,242	142,640	22,124	11,640	10,484	830	602	228

Pupil per classroom ratio in primary-lower secondary education, public education

Municipality	School year 2023/24		
	Number of pupils	Number of classes	Pupils per class
Deçan	3,468	243	14.3
Dragash	2,328	249	9.3
Ferizaj	14,874	769	19.3
Fushë Kosovë	8,645	330	26.2
Gjakovë	10,050	595	16.9
Gjilan	10,119	674	15.0
Glllogoc	7,521	384	19.6
Hani i Elezit	1,217	59	20.6
Istog	4,286	249	17.2
Junik	439	27	16.3
Kaçanik	4,027	228	17.7
Kamenicë	2,251	222	10.1
Klinë	4,684	288	16.3
Leposaviq	17	9	1.9
Lipjan	8,068	475	17.0
Malishevë	7,113	485	14.7
Mamushë	678	36	18.8
Mitrovicë	9,581	632	15.2
Novobërdë	458	42	10.9
Obiliq	2,810	175	16.1
Pejë	11,085	697	15.9
Podujevë	10,254	634	16.2
Prishtinë	28,699	1,238	23.2
Prizren	19,163	1,185	16.2
Rahovec	5,694	409	13.9
Shtërpcë	321	44	7.3
Shtime	3,404	197	17.3
Skënderaj	5,495	364	15.1
Suharekë	6,156	418	14.7
Viti	4,918	370	13.3
Vushtrri	8,884	479	18.5
Zubin Potok	76	9	8.4
Zveçan	69	12	5.8
Klllokot	89	9	9.9
Total	206,941	12,236	16.9

Pupils per class ratio in upper secondary education, public education

Municipality	School year 2023/24		
	Number of pupils	Number of classes	Pupils per class
Deçan	923	47	19.6
Dragash	399	32	12.5
Ferizaj	5,261	250	21.0
Fushë Kosovë	1,323	47	28.1
Gjakovë	3,134	158	19.8
Gjilan	3,655	182	20.1
Glllogoc	2,275	103	22.1
Hani i Elezit	259	9	28.8
Istog	1,241	67	18.5
Junik	234	12	19.5
Kaçanik	969	54	17.9
Kamenicë	712	64	11.1
Klinë	1,278	68	18.8
Leposaviq	-	-	0.0
Lipjan	2,219	93	23.9
Malishevë	1,985	109	18.2
Mamushë	102	6	17.0
Mitrovicë	3,308	160	20.7
Novobërdë	47	4	11.8
Obiliq	617	31	19.9
Pejë	3,505	184	19.0
Podujevë	3,269	155	21.1
Prishtinë	8,814	370	23.8
Prizren	5,643	299	18.9
Rahovec	1,185	72	16.5
Shtërpcë	76	8	9.5
Shtime	934	46	20.3
Skënderaj	1,909	77	24.8
Suharekë	1,903	101	18.8
Viti	1,393	93	15.0
Vushtrri	2,265	108	21.0
Zubin Potok	-	-	-
Zveçan	-	-	-
Klllokot	-	-	-
Total	60,837	3,009	20.2

12. STATISTICS OF HIGHER EDUCATION

12. 1. PUBLIC UNIVERSITIES

Table 35. The number of students enrolled at the Bachelor level in Public Universities in the academic year 2023/2024

University	I-st year		
	Female	Male	Total
University of Prishtina "Hasan Prishtina"	2,919	1,374	4,293
University of Prizren "Ukshin Hoti"	644	339	983
University of Gjilan "Kadri Zeka"	261	158	419
University of Peja "Haxhi Zeka"	272	226	498
University of Applied Sciences - Ferizaj	275	178	453
University of Mitrovica "Isa Boletini"	627	180	807
University of Gjakova "Fehmi Agani"	299	65	364
Faculty of Islamic Studies	29	44	73
Kosovo Academy for Public Safety	-	-	-
Total	5,326	2,564	7,890

Table 36. Total number of students at the Bachelor level in the academic year 2023/2024

University	I-st year			II-nd year			III-d year			IV-th year			V-th year			VI-th year			Total		
	Female	Male	Total	Female	Male	Total	Female	Male	Total	Female	Male	Total	Female	Male	Total	Female	Male	Total	Female	Male	Total
University of Prishtina "Hasan Prishtine"	3,306	1,654	4,960	2,894	1,268	4,162	4,455	2,296	6,751	1,968	703	2,671	378	197	575	359	267	626	13,360	6,385	19,745
University of Prizren "Ukshin Hoti"	690	401	1,091	521	195	716	515	221	736	383	64	447	-	-	-	-	-	-	2,109	881	2,990
University of Gjilan "Kadri Zeka"	261	158	419	199	73	272	274	128	402	217	41	258	-	-	-	-	-	-	951	400	1,351
University of Peja "Haxhi Zeka"	698	1,114	1,812	319	273	592	350	192	542	133	80	213	-	-	-	-	-	-	1,500	1,659	3,159
University of Applied Sciences - Ferizaj	457	308	765	348	186	534	424	245	639	-	-	-	-	-	-	-	-	-	1,229	709	1,938
University of Mitrovica "Isa Boletini"	642	196	838	231	119	350	283	149	432	173	19	192	-	-	-	-	-	-	1,329	483	1,812
University of Gjakova "Fehmi Agani"	299	65	364	311	89	400	329	91	420	279	48	327	-	-	-	-	-	-	1,218	293	1,511
Faculty of Islamic Studies	29	44	73	28	22	50	22	22	44	39	36	75	-	-	-	-	-	-	118	124	242
Kosovo Academy for Public Safety	-	-	-	7	16	23	3	17	20	3	49	52	-	-	-	-	-	-	13	82	95
Total	6 382	3 940	10 322	4 858	2 241	7 099	6 655	3 331	9 986	3 195	1 040	4 235	378	197	575	359	2 671	626	21 827	11 016	32 843

Table 37. Total number of students from abroad at the Bachelor level in the academic year 2023/2024

University	Albania			North Macedonia			Montenegro			Preshevë, Bujanoc and Medvegje			Other			Total		
	Female	Male	Total	Female	Male	Total	Female	Male	Total	Female	Male	Total	Female	Male	Total	Female	Male	Total
University of Prishtina "Hasan Prishtina"	28	37	65	22	22	44	78	45	123	235	116	351	44	26	70	407	246	653
University of Prizren "Ukshin Hoti"	5	9	14	2	2	4	4	-	4	-	-	-	30	34	64	41	45	86
University of Gjiçan "Kadri Zeka"	-	-	-	-	-	-	-	-	-	1	-	1	-	-	-	1	-	1
University of Peja "Haxhi Zeka"	3	1	4	-	-	-	10	26	36	-	-	-	4	2	6	17	29	46
University of Applied Sciences - Ferizaj	1	1	2	-	1	1	-	-	-	-	-	-	-	-	-	1	2	3
University of Mitrovica "Isa Boletini"	-	-	-	-	-	-	-	-	-	-	-	-	-	-	-	-	-	-
University of Gjakova "Fehmi Agani"	19	1	20	1	-	1	1	-	1	-	-	-	-	-	-	21	1	22
Faculty of Islamic Studies	7	8	15	3	12	15	3	4	7	3	4	7	1	1	2	17	29	46
Kosovo Academy for Public Safety	-	-	-	-	-	-	-	-	-	-	-	-	-	-	-	-	-	-
Total	63	57	120	28	37	65	96	75	171	239	120	359	79	63	142	505	352	857

Table 38. Number of graduate students at the Bachelor level in the academic year 2022/2023

University	Female	Male	Total
University of Prishtina "Hasan Prishtina"	2,196	885	3,081
University of Prizren "Ukshin Hoti"	301	74	375
University of Gjilan "Kadri Zeka"	223	62	285
University of Peja "Haxhi Zeka"	132	59	191
University of Applied Sciences - Ferizaj	138	46	184
University of Mitrovica "Isa Boletini"	142	50	192
University of Gjakova "Fehmi Agani"	144	25	169
Faculty of Islamic Studies	11	17	28
Kosovo Academy for Public Safety	-	14	14
Total	3,287	1,232	4,519

Table 39. Number of students enrolled in the Master level in the academic year 2023/2024

University	Female	Male	Total
University of Prishtina "Hasan Prishtina"	1,237	545	1,782
University of Prizren "Ukshin Hoti"	66	66	132
University of Gjilan "Kadri Zeka"	84	26	110
University of Peja "Haxhi Zeka"	116	78	194
University of Applied Sciences - Ferizaj	59	31	90
University of Mitrovica "Isa Boletini"	8	18	26
University of Gjakova "Fehmi Agani"	23	7	30
Faculty of Islamic Studies	6	12	18
Kosovo Academy for Public Safety	-	-	-
Total	1,599	783	2,382

Table 40. Total number of students at the Master level in the academic year 2023/2024

University	I-st year			II-nd year			Female	Male	Total
	Female	Male	Total	Female	Male	Total			
University of Prishtina "Hasan Prishtina"	1,847	787	2,634	1,767	760	2,527	3,614	1,547	5,161
University of Prizren "Ukshin Hoti"	70	70	140	65	46	111	135	116	251
University of Gjilan "Kadri Zeka"	84	26	110	22	13	35	106	39	145
University of Peja "Haxhi Zeka"	348	244	592	147	123	270	495	367	862
University of Applied Sciences - Ferizaj	121	55	176	105	46	151	226	101	327
University of Mitrovica "Isa Boletini"	8	18	26	59	41	100	67	59	126
University of Gjakova "Fehmi Agani"	23	7	30	22	8	30	45	15	60
Faculty of Islamic Studies	6	12	18	-	-	-	6	12	18
Kosovo Academy for Public Safety	-	-	-	-	-	-	-	-	-
Total	2 507	1 219	3 726	2 187	1 037	3 224	4 694	2 256	6 950

Table 41. Total number of students from abroad at the Master level in the academic year 2023/2024

University	Albania		North Macedonia		Montenegro		Preshevë, Bujanoc and Medvegjë		Other		Total		
	Female	Male	Female	Male	Female	Male	Female	Male	Female	Male	Female	Male	Total
University of Prishtina "Hasan Prishtina"	6	2	-	2	10	8	25	4	22	13	63	29	92
University of Prizren "Ukshin Hoti"	-	1	-	-	-	-	-	-	2	4	2	5	7
University of Gjiilan "Kadri Zeka"	-	-	-	-	-	-	-	-	-	-	-	-	-
University of Peja "Haxhi Zeka"	-	-	-	1	3	7	-	-	1	1	4	9	13
University of Applied Sciences - Ferizaj	2	-	-	-	-	1	1	-	-	-	3	1	4
University of Mitrovica "Isa Boletini"	-	-	-	-	-	-	-	-	-	-	-	-	-
University of Gjakova "Fehmi Agani"	1	1	-	-	-	-	-	-	-	-	1	1	2
Faculty of Islamic Studies	-	-	2	-	-	-	-	-	-	-	2	-	2
Kosovo Academy for Public Safety	-	-	-	-	-	-	-	-	-	-	-	-	-
Total	9	4	2	3	13	16	26	4	25	18	75	45	120

Table 42. Number of graduate students at the Master level in the academic year 2022/2023

Faculty / Study programmes	Female	Male	Total
University of Prishtina "Hasan Prishtina"	779	396	1,175
University of Prizren "Ukshin Hoti"	46	50	96
University of Gjilan "Kadri Zeka"	15	7	22
University of Peja "Haxhi Zeka"	81	38	119
University of Applied Sciences - Ferizaj	12	12	24
University of Mitrovica "Isa Boletini"	8	7	15
University of Gjakova "Fehmi Agani"	-	-	-
Faculty of Islamic Studies	4	8	12
Kosovo Academy for Public Safety	-	-	-
Total	945	518	1,463

Table 43. Number of candidates accepted for Doctoral studies at the University of Prishtina in the academic year 2023/2024

Field of study	I-st year		Total
	Female	Male	
Faculty of Electrical and Computer Engineering	5	7	12
Faculty of Medicine	11	13	24
Preclinical Medicine Program	7	3	10
Clinical Medicine Program	2	8	10
Public Health Program	2	2	4
Faculty of Education	4	1	5
Total	20	21	41

Table 44 . Number of candidates in Doctoral studies at the University of Prishtina in the academic year 2023/2024

Field of study	I-st year			II-nd year			III-d year			Female	Male	Total
	Female	Male	Total	Female	Male	Total	Female	Male	Total			
Faculty of Philosophy	-	-	-	-	-	-	2	6	8	2	6	8
History	-	-	-	-	-	-	2	5	7	2	5	7
Sociology	-	-	-	-	-	-	-	1	1	-	1	1
Faculty of Natural Mathematical Sciences	-	-	-	-	-	-	11	5	16	11	5	16
Chemistry Program	-	-	-	-	-	-	5	1	6	5	1	6
Biology-Biology of organisms and ecology	-	-	-	-	-	-	6	4	10	6	4	10
Faculty of Philology	-	-	-	-	-	-	21	4	25	21	4	25
Linguistics	-	-	-	-	-	-	12	2	14	12	2	14
Literature	-	-	-	-	-	-	9	2	11	9	2	11
Law Faculty	-	-	-	2	2	4	-	-	-	2	2	4
Civil Law Program	-	-	-	1	-	1	-	-	-	1	-	1
Criminal Law Program	-	-	-	-	1	1	-	-	-	-	1	1
International	-	-	-	-	1	1	-	-	-	-	1	1
Financial Program	-	-	-	1	-	1	-	-	-	1	-	1
Faculty of Economics	-	-	-	-	-	-	8	5	13	8	5	13
Finance, Banking and Accounting	-	-	-	-	-	-	4	3	7	4	3	7
Management and Informatics	-	-	-	-	-	-	3	-	3	3	-	3
Marketing	-	-	-	-	-	-	1	1	2	1	1	2
Economics	-	-	-	-	-	-	-	1	1	-	1	1
Faculty of Electrical and Computer Engineering	5	7	12	-	-	-	-	-	-	5	7	12
Electrical and Computer Engineering	5	7	12	-	-	-	-	-	-	5	7	12
Faculty of Medicine	11	13	24	42	26	68	6	8	14	59	47	106
Preclinical Medicine Program	7	3	10	13	5	18	-	4	4	20	12	32
Clinical Medicine Program	2	8	10	16	12	28	3	3	6	21	23	44
Public Health Program	2	2	4	8	2	10	-	-	-	10	4	14
Experimental Biomedicine	-	-	-	1	3	4	-	-	-	1	3	4
Dentistry Program	-	-	-	4	4	8	3	1	4	7	5	12
Faculty of Education	4	1	5	-	-	-	-	-	-	4	1	5
Educational Sciences	4	1	5	-	-	-	-	-	-	4	1	5
Total	20	21	41	44	28	72	48	28	76	112	77	189

Table 45. Number of candidates graduated at the Doctoral level in the academic year 2022/2023

Field of study	Female	Male	Total
Faculty of Philosophy	-	3	3
Faculty of Natural Mathematical Sciences	1	4	5
Faculty of Philology	2	-	2
Law Faculty	2	-	2
Faculty of Economics	4	1	5
Faculty of Electrical and Computer Engineering	-	2	2
Faculty of Medicine	7	5	12
Faculty of Agriculture and Veterinary Medicine	-	1	1
Faculty of Education	2	2	4
Total	18	18	36

Table 46. Number of Academic staff by gender in the academic year 2023/2024

University	Regular			Engaged		
	Female	Male	Total	Female	Male	Total
University of Prishtina "Hasan Prishtina"	-	-	-	-	-	-
University of Prizren "Ukshin Hoti"	26	60	86	77	62	139
University of Gjilan "Kadri Zeka"	37	50	87	32	46	78
University of Peja "Haxhi Zeka"	35	34	69	37	27	64
University of Applied Sciences - Ferizaj	15	30	45	20	33	53
University of Mitrovica "Isa Boletini"	34	67	101	10	15	25
University of Gjakova "Fehmi Agani"	13	33	46	15	6	21
Faculty of Islamic Studies	2	11	13	3	10	13
Kosovo Academy for Public Safety	2	4	6	-	-	-
Total	164	289	453	194	199	393

* Note: The Central Administration of the University of Prishtina has not reported the number of Academic Staff for the year 2023/2024

Table 47. Academic staff from abroad who teach at Public and Private Universities in the academic year 2023/2024

University	Albania		North Macedonia		Montenegro		Preshevë, Bujanovc, Medvexhë		Other		Total		
	Female	Male	Female	Male	Female	Male	Female	Male	Female	Male	Female	Male	Total
University of Prishtina	-	-	-	-	-	-	-	-	-	-	-	-	-
University of Prizren	3	5	-	3	-	-	-	-	4	8	7	16	23
University of Gjilan	1	4	-	4	-	1	-	-	-	2	1	11	12
University of Peja	-	-	-	-	-	-	-	-	-	-	-	-	-
University of Applied Sciences - Ferizaj	-	-	-	1	-	-	-	-	-	-	-	1	1
University of Mitrovica	-	-	-	-	-	-	-	-	-	-	-	-	-
University of Gjakova	-	1	-	1	-	-	-	-	-	-	-	2	2
Faculty of Islamic Studies	-	-	-	1	-	-	-	-	-	-	-	1	1
Kosovo Academy for Public Safety	-	-	-	-	-	-	-	-	-	-	-	-	-
Total	4	10	-	10	-	1	-	-	4	10	8	31	39

13.PRIVATE COLLEGES

Table 48. Number of students admitted to the Bachelor level in the academic year 2023/2024

College	Female	Male	Total
UBT College	1,262	1,238	2,500
AAB College	1,783	1,272	3,055
RIT Kosovo (AUK)	91	102	193
Reinvest College	-	-	-
College of Medical Sciences "Resonanca"	261	112	373
Temple College	10	39	49
Universum College	858	769	1,627
Heimerer College	248	42	290
College of Business	85	209	294
IBCM College	72	71	143
Dardania College	-	-	-
Pjetër Budi College	3	7	10
ESLG College	10	12	22
Evolution Academy	140	16	156
Total	4,823	3,889	8,712

Table 49. Total number of students at the Bachelor level in the academic year 2023/2024

College	Year of study																		Female	Male	Total
	I-st			II-nd			III-d			IV-th			V-th			IV-th					
	Female	Male	Total	Female	Male	Total	Female	Male	Total	Female	Male	Total	Female	Male	Total	Female	Male	Total			
UBT College	1,254	1,265	2,519	1,334	1,496	2,830	1,512	1,875	3,387	38	27	65	-	-	-	-	-	-	4,138	4,663	8,801
AAB College	1,783	1,272	3,055	1,868	1,181	3,049	1,526	1,127	2,653	531	230	761	10	16	26	6	14	20	5,724	3,840	9,564
RIT Kosovo (AUK)	109	141	250	78	78	156	73	72	145	59	67	126	-	-	-	-	-	-	319	358	677
Reinvest College	-	14	14	2	142	144	69	-	69	-	-	-	-	-	-	-	-	-	71	156	227
College of Medical Sciences "Resonanca"	289	84	373	350	177	527	367	202	569	51	69	120	-	-	-	-	-	-	1,057	532	1,589
Temple College	10	39	49	-	-	-	-	-	-	-	-	-	-	-	-	-	-	-	10	39	49
Universum College	800	828	1628	703	692	1,395	946	556	1,502	-	-	-	-	-	-	-	-	-	2,449	2,076	4,525
Heimerer College	248	42	290	294	37	331	285	45	330	-	-	-	-	-	-	-	-	-	827	124	951
College of Business	85	209	294	57	189	246	111	240	351	-	-	-	-	-	-	-	-	-	253	638	891
IBCM College	72	71	143	18	19	37	33	42	75	30	30	60	-	-	-	-	-	-	153	162	315
Dardania College	-	-	-	-	-	-	211	89	300	-	-	-	-	-	-	-	-	-	211	89	300
Pjetër Budi College	3	7	10	-	-	-	-	-	-	-	-	-	-	-	-	-	-	-	3	7	10
ESLG College	10	12	22	-	-	-	-	-	-	-	-	-	-	-	-	-	-	-	10	12	22
Evolution Academy	140	16	156	145	24	169	132	32	164	-	-	-	-	-	-	-	-	-	417	72	489
Total	4,803	4,000	8,803	4,849	4,035	8,884	5,265	4,280	9,545	709	423	1,132	10	16	26	6	14	20	15,642	12,768	28,410

Table 50. Total number of students from abroad at the Bachelor level in the academic year 2023/2024

College	Albania			North Macedonia			Montenegro			Preshevë, Bujanoc, Medvegjë			Other			Female	Male	Total
	Female	Male	Total	Female	Male	Total	Female	Male	Total	Female	Male	Total	Female	Male	Total			
UBT College	95	104	199	5	12	17	22	11	33	82	87	169	1	1	2	205	215	420
AAB College	13	5	18	2	3	5	27	31	58	100	52	152	-	-	-	142	91	233
RIT Kosovo (AUK)	11	7	18	5	3	8	4	6	10	6	5	11	17	27	44	43	48	91
Reinvest College	1	1	2	-	-	-	-	-	-	1	2	3	-	-	-	2	3	5
College of Medical Sciences "Resonanca"	1	-	1	-	-	-	1	-	1	-	-	-	1	1	2	3	1	4
Temple College	1	4	5	-	-	-	-	-	-	-	-	-	-	-	-	1	4	5
Universum College	20	39	59	-	-	-	-	-	-	-	-	-	108	149	257	128	188	316
Heimerer College	-	-	-	-	-	-	-	-	-	-	-	-	-	-	-	-	-	-
College of Business	17	71	88	1	3	4	-	1	1	14	29	43	-	-	-	32	104	136
IBCM College	-	-	-	-	-	-	-	-	-	-	-	-	-	-	-	-	-	-
Dardania College	-	-	-	-	-	-	-	-	-	-	-	-	-	-	-	-	-	-
Pjetër Budi College	-	-	-	-	-	-	-	-	-	-	-	-	-	-	-	-	-	-
ESLG College	-	-	-	-	-	-	-	1	1	-	-	-	-	-	-	-	1	1
Evolution Academy	-	-	-	1	-	1	-	-	-	1	-	1	-	-	-	2	-	2
Total	159	231	390	14	21	35	54	50	104	204	175	379	127	178	305	558	655	1213

Table 51. Number of graduate students at the Bachelor level in the academic year 2022/2023

College	Female	Male	Total
UBT College	620	334	954
AAB College	1,829	740	2,569
RIT Kosovo (AUK)	63	41	104
Reinvest College	48	45	93
College of Medical Sciences "Resonanca"	171	172	343
Temple College	-	-	-
Universum College	131	58	189
Heimerer College	364	79	443
College of Business	51	76	127
IBCM College	3	4	7
Dardania College	55	16	71
Pjetër Budi College	23	81	104
ESLG College	1	-	1
Evolution Academy	178	25	203
Total	3,537	1,671	5,208

Table 52. Number of students admitted to the Master level in the academic year 2023/2024

College	Female	Male	Total
UBT College	299	177	476
AAB College	356	195	551
RIT Kosovo (AUK)	-	-	-
Reinvest College	-	-	-
College of Medical Sciences "Resonanca"	32	18	50
Temple College	3	7	10
Universum College	69	47	116
Heimerer College	113	25	138
College of Business	11	39	50
IBCM College	50	29	79
Dardania College	-	-	-
Pjetër Budi College	-	-	-
ESLG College	-	-	-
Evolution Academy	13	1	14
Total	946	538	1,484

Table 53. Total number of students at the Master level in the academic year 2023/2024

College	Year of study																		Female	Male	Total
	I			II			III			IV			V			VI					
	Female	Male	Total	Female	Male	Total	Female	Male	Total	Female	Male	Total	Female	Male	Total	Female	Male	Total			
UBT College	300	176	476	306	177	483	58	29	87	52	18	70	44	30	74	6	15	21	766	445	1211
AAB College	356	195	551	245	120	365	-	-	-	-	-	-	-	-	-	-	-	-	601	315	916
RIT Kosovo (AUK)	-	-	-	-	-	-	-	-	-	-	-	-	-	-	-	-	-	-	-	-	-
Reinvest College	-	-	-	-	-	-	23	11	34	-	-	-	-	-	-	-	-	-	23	11	34
College of Medical Sciences "Resonanca"	32	18	50	8	3	11	-	-	-	-	-	-	-	-	-	-	-	-	40	21	61
Temple College	3	7	10	-	-	-	-	-	-	-	-	-	-	-	-	-	-	-	3	7	10
Universum College	69	47	116	16	21	37	-	-	-	-	-	-	-	-	-	-	-	-	85	68	153
Heimerer College	114	25	139	58	20	78	-	-	-	-	-	-	-	-	-	-	-	-	172	45	217
College of Business	11	39	50	32	49	81	-	-	-	-	-	-	-	-	-	-	-	-	43	88	131
IBCM College	50	29	79	6	4	10	-	-	-	-	-	-	-	-	-	-	-	-	56	33	89
Dardania College	-	-	-	17	12	29	-	-	-	-	-	-	-	-	-	-	-	-	17	12	29
Pjetër Budi College	-	-	-	11	18	29	-	-	-	-	-	-	-	-	-	-	-	-	11	18	29
ESLG College	-	-	-	-	-	-	-	-	-	-	-	-	-	-	-	-	-	-	-	-	-
Evolution Academy	13	1	14	19	1	20	-	-	-	-	-	-	-	-	-	-	-	-	32	2	34
Total	948	537	1,485	718	425	1,143	81	40	121	52	18	70	44	30	74	6	15	21	1,849	1,065	2,914

Table 54. Total number of students from abroad at the Master level in the academic year 2023/2024

College	Albania			North Macedonia			Montenegro			Preshevë, Bujanoc, Medvegjë			Other			Female	Male	Total
	Female	Male	Total	Female	Male	Total	Female	Male	Total	Female	Male	Total	Female	Male	Total			
UBT College	16	14	30	3	-	3	7	1	8	12	9	21	-	-	-	38	24	62
AAB College	2	1	3	3	1	4	7	7	14	6	3	9	-	-	-	18	12	30
RIT Kosovo (AUK)	-	-	-	-	-	-	-	-	-	-	-	-	-	-	-	-	-	-
Reinvest College	-	-	-	-	-	-	-	-	-	1	-	1	-	-	-	1	-	1
College of Medical Sciences "Resonanca"	-	-	-	-	-	-	-	-	-	1	-	1	-	-	-	1	-	1
Temple College	-	-	-	-	-	-	-	-	-	-	-	-	-	-	-	-	-	-
Universum College	-	-	-	-	-	-	-	-	-	-	-	-	-	-	-	-	-	-
Heimerer College	-	-	-	-	-	-	-	-	-	-	-	-	-	-	-	-	-	-
College of Business	2	8	10	-	5	5	-	2	2	2	1	3	-	-	-	4	16	20
IBCM College	-	-	-	-	-	-	-	-	-	-	-	-	-	-	-	-	-	-
Dardania College	-	-	-	-	-	-	-	-	-	-	-	-	-	-	-	-	-	-
Pjetër Budi College	-	-	-	-	2	2	-	-	-	-	-	-	-	-	-	-	2	2
ESLG College	-	-	-	-	-	-	-	-	-	-	-	-	-	-	-	-	-	-
Evolution Academy	1	-	-	1	-	-	-	-	-	-	-	-	-	-	-	2	-	2
Total	21	23	43	7	8	14	14	10	24	22	13	35	-	-	-	64	54	118

Table 55. Number of graduate students at the Master level in the academic year 2022/2023

College	Female	Male	Total
UBT College	99	60	159
AAB College	282	208	490
RIT Kosovo (AUK)	4	2	6
Reinvest College	36	15	51
College of Medical Sciences "Resonanca"	4	3	7
Temple College	-	-	-
Universum College	20	11	31
Heimerer College	37	5	42
College of Business	7	21	28
IBCM College	4	2	6
Dardania College	8	7	15
Pjetër Budi College	3	19	22
ESLG College	-	-	-
Evolution Academy	4	1	5
Total	508	354	862

Table 56. Number of Academic staff by gender in the academic year 2023/2024

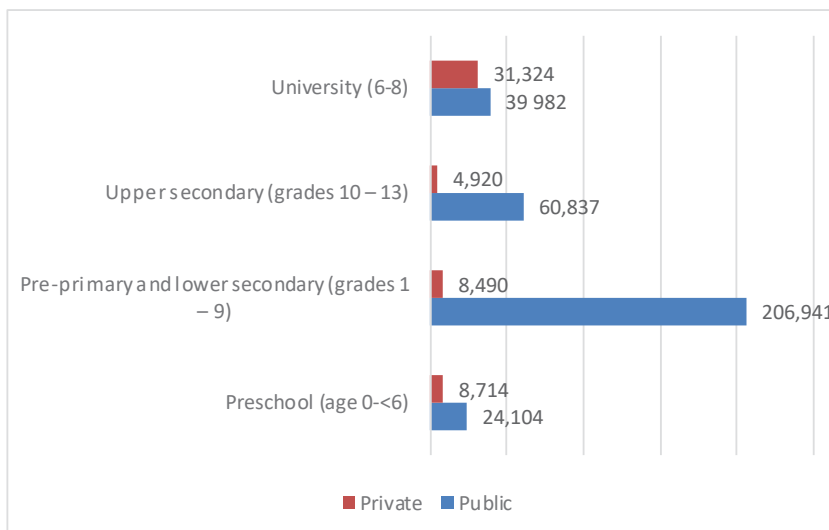
College	Regular			Engaged			Female	Male	Total
	Female	Male	Total	Female	Male	Total			
AAB	127	158	285	87	106	193	214	264	478
RIT Kosovo (A.U.K)	12	9	21	10	22	32	22	31	53
College of Business	14	28	42	2	10	12	16	38	54
IBCM College	19	26	45	1	3	4	20	29	49
EYEP Heimerer	37	21	58	19	22	41	56	43	99
College of Medical Sciences "Resonanca"	135	118	253	4	4	8	139	122	261
Reinvest College	-	-	-	8	23	31	8	23	31
Temple College	2	8	10	2	12	14	4	20	24
UBT College	349	646	995	15	48	63	364	694	1058
Evolution Academy	10	12	22	1	4	5	11	16	27
Dardania College	4	7	11	1	4	5	5	11	16
ESLG College	2	-	2	-	5	5	2	5	7
Universum College	27	40	67	46	54	100	73	94	167
Pjetër Budi College	6	6	12	3	3	6	9	9	18
Total	744	1079	1823	199	320	519	943	1399	2342

Table 57. Total number of Academic staff from abroad who teach in Private Colleges in the academic year 2023/2024

College	Albania		North Macedonia		Montenegro		Preshevë, Medvegjë, Bujanoc		Other		Female	Male	Total
	Female	Male	Female	Male	Female	Male	Female	Male	Female	Male			
AAB	4	1	6	6	-	-	-	-	1	1	11	8	19
RIT Kosovo (A.U.K)	-	-	2	-	-	-	-	-	1	1	11	8	19
College of Business	-	-	2	1	-	-	-	-	-	-	2	1	3
IBCM College	-	-	-	-	-	-	-	-	2	1	2	1	3
EYEP Heimerer	1	-	-	-	-	-	-	-	5	4	6	4	10
College of Medical Sciences "Resonanca"	-	-	-	-	-	-	-	-	-	-	-	-	-
Reinvest College	-	-	-	-	-	-	-	-	-	-	-	-	-
Temple College	-	-	-	-	-	-	-	-	-	-	-	-	-
UBT College	3	1	-	3	-	-	-	-	1	14	4	18	22
Evolution Academy	1	1	-	-	-	-	-	-	-	-	1	1	2
Dardania College	-	-	-	-	-	-	-	-	-	-	-	-	-
ESLG College	-	-	-	-	-	-	-	-	-	-	-	-	-
Universum College	-	-	-	-	-	-	-	-	-	-	-	-	-
Pjetër Budi College	-	-	2	-	2	-	-	-	-	-	4	-	4
Total	9	3	12	10	2	-	-	-	10	21	41	41	82

Table 58. Number of children, pupils and students at all levels of education in the public and private sector 2023/2024

Level	Education	Public			Private			Total		
		Male	Female	Total	Male	Female	Total	Male	Female	Total
0	Preschool (age 0-<6)	12,459	11,645	24,104	4,562	4,152	8,714	17,021	15,797	32,818
1+2	Pre-primary and lower secondary (grades	106,353	100,588	206,941	4,637	3,853	8,490	110,990	104,441	215,431
3	Upper secondary (grades 10 – 13)	30,430	30,407	60,837	2,441	2,479	4,920	32,871	32,886	65,757
6 - 8	University (6-8)	13,349	26 633	39,982	13,833	17,491	31,324	27 182	44 124	71 306
	Total	162,591	169,273	331,864	25,473	27,975	53,448	188,064	197,248	385,312



Graph. 31. Number of children, pupils and students at all levels of education in the public and private sector

Kosovo Agency of Statistics: Short description

Kosovo Agency of Statistics is a professional institution which deals with collection, processing and publication of official statistical data. As such, acts since 1948 and has passed through several historical stages, structured according to state regulation of those times.

On 2 August 1999, the Agency has resumed his professional work (after nine years of interruption of all statistical series detrimental to the interest of Kosovo), as an independent institution under the Ministry of Public Administration. Since 12.12.2011 the Agency operates in the frames of the Prime Minister's Office. Office is funded by the Kosovo Consolidated Budget, but also by donors for specific projects and for technical professional support.

Kosovo Agency of Statistics acts according to the Law No. 04/L-036 which entered into force on 12.12.2011. The Programme of Official Statistics 2018/2022 is currently implemented for the development of the statistical system in correlation with European Union Statistics (Eurostat).

Kosovo Agency of Statistics has this organizational structure: Departments for statistical production; (Department of Economic Statistics and National Accounts, Department of Agriculture and Environment Statistics and Department of Social Statistics. **Support Departments**; Department of Methodology and Information Technology, Department for Policies Planning, Coordination and Communication, Department of Enumerations and Surveys and Department of Administration. **Within the Agency also operate Regional Offices**; Gjakove, Gjilan, Mitrovica, Peja, Prizren, Prishtina and Ferizaj.

There are 156 employees in total, of them 115 in KAS, while in the Regional Offices, 4. KAS has this qualifying structure: 123 with university education; 15 with post-secondary not tertiary education; while 18 with secondary education.

KAS has professional and technical cooperation with all ministries of the Government of Kosovo, especially with the Ministry of Economy and Finance, Central Bank of Kosovo, with international institutions, EUROSTAT, International Monetary Fund, World Bank, Sweden's SIDA, DFID, UNFPA, UNDP, UNICEF and the statistics of states in the region.

Kosovo Agency of Statistics almost completely covers the territory of Kosovo, based on the statistical structure of the enumeration areas as the basic unit and sole in the country from where obtains first hand information. All surveys conducted in the field use the extension of the samples in these enumeration areas but also a statistical methodology according to international recommendations. During the collection of statistical data and reports from reporting entities are involved professionals, technicians, administrators, servants of the country offices, field enumerators from regional offices, etc.

In 2011, the project of Population Census, Households and Dwellings was successfully implemented, and in 2014 was successfully carried out the Agriculture Census. The results obtained from these censuses will have an important role to play in drafting Development Policies.

The mission of the KAS is to meet the needs of users with qualitative statistical data, objective, in time and space so that users have reliable base to conduct regular analysis in the interest of planning and project development at the municipal and country level. To support government institutions, scientific institutes, research academies, businesses in order to provide proper information for decision-makers and other users in Kosovo.

Cataloging in publication – (CIP)
National Library of Kosovo “Pjetër Bogdani”

331:37(496.51)" 2023/2024"

Education Statistics in Kosovo : 2023-2024 / this publication has been prepared by Enver Mekolli ... [etj].
- Botim elektronik. - Prishtinë : Agjencia e Statistikave të Kosovës, 2024. - 1 burim elektronik (107 f.) :
ilustr. ; 28 cm.

1. Mekolli, Enver 2. Lahi, Hazbije 3. Kryeziu, Afërdita
4. Rexhepi, Naime 5. Uka, Advie 6. Podvorica, Valbone

ISBN 978-9951-30-044-5

Address:

KOSOVO AGENCY OF STATISTICS
Str. "Zenel Salihu", no. 4, 10000 Prishtina

Phone:

+383 (0) 38 200 31 129

Chief Executive:

+383 (0) 38 200 31 112

Fax:

+383 (0) 38 235 033

E-mail:

infoask@rks-gov.net

Web:

<http://ask.rks-gov.net>

