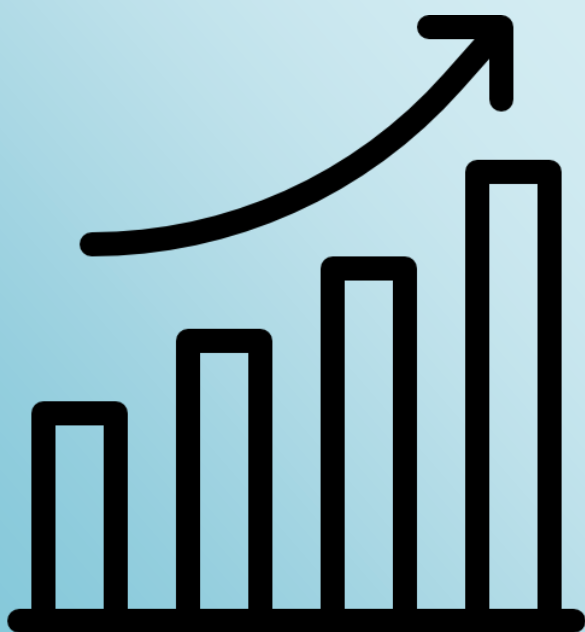




REPUBLIKA E KOSOVËS / REPUBLIKA KOSOVA / REPUBLIC OF KOSOVA  
QEVERIA E KOSOVËS / VLADA KOSOVA / GOVERNMENT OF KOSOVA  
Ministria e Arsimit, Shkencës, Teknologjisë dhe Inovacionit  
Ministarstvo Obrazovanja, Nauke, Tehnologije i Inovacije  
Ministry of Education, Science, Technology and Innovation

# STATISTICAL NOTES

DATA ON PRE-UNIVERSITY EDUCATION



2023/24

EDUCATION MANAGEMENT INFORMATION SYSTEM

## Number of students and educational personnel in Kosova

### Students in pre-university education

**Total students 314.006 (M 160.882 & F 153.124)**

Preschol 12.019 (M. 6.247 & F. 5.772)  
 Pre-primary 20.799 (M. 10.774 & F. 10.025)  
 Primary/low.sec. 215.431 (M. 110.990 & F. 104.441)  
 Upper secondary 65.757 (M. 32.871 & F. 32.886)

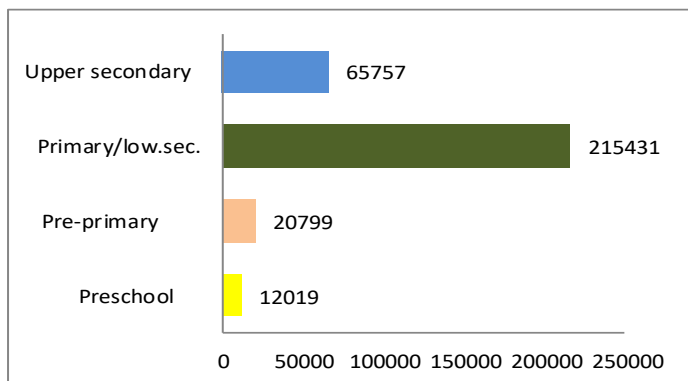
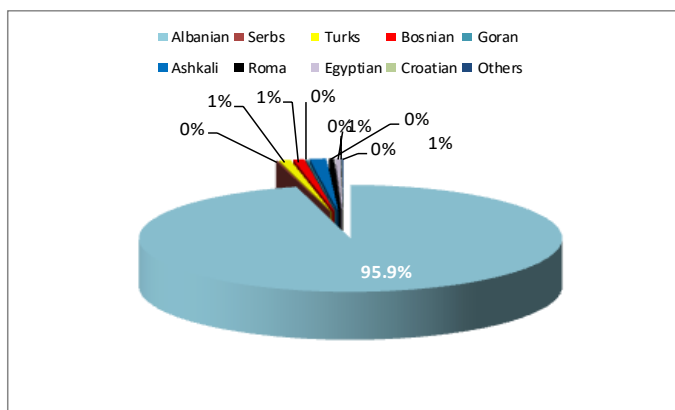


Chart 1. Number of students by level

### Number of students by ethnic origin

Albanian .....300.989  
 Bosnian .....2.703  
 Roma .....1.157  
 Egyptian ..... 1.279  
 Ashkali .....4.000  
 Turks .....2.748  
 Goran .....314  
 Croatian.....12  
 Serbs.....345\*  
 Others.....459

\*only from schools of Kamenica



Grafiku 2. Numri i nxënësve sipas përkatësisë etnike

### Students in gymnasiums and vocational schools

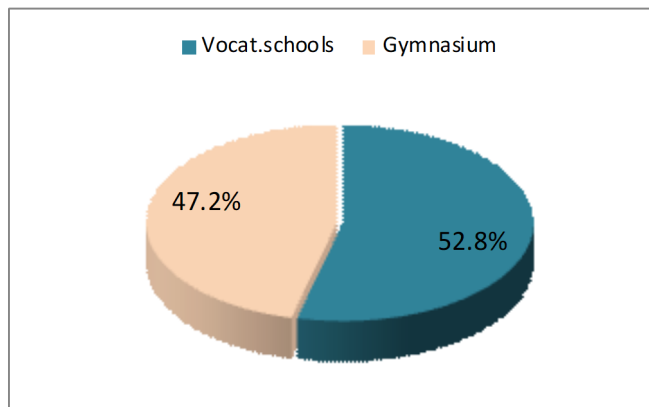


Chart 3. Students by school type

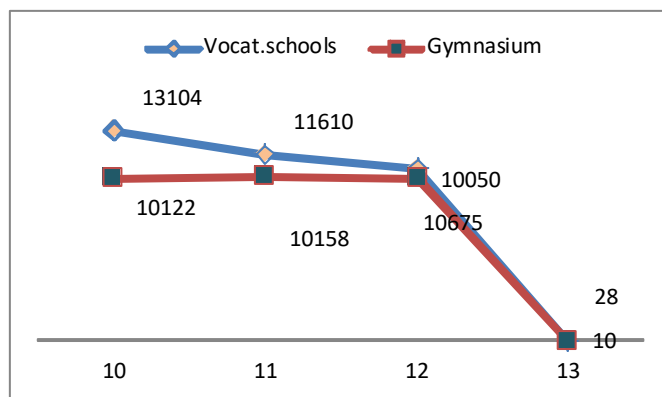


Chart 4. Represents the number of students according to classes in gymnasiums and vocat. schools\*

\*13th grade is in Serbian language schools

### Educational personnel

**Total personnel.... 27.710 (M. 11.889 & F. 15.821)**

◆ Teachers.....22.836 (M. 8.410 & F. 14.426)  
 ◆ Admin. staff.....1.588 (M. 916 & F. 672)  
 ◆ Support staff.....3.286 (M. 2.563 & F. 723)

**Preschool .....1.122 (M. 86 & F. 1.036)**

- Teachers .....769 (M. 4 & F. 765)
- Admin. staff.....97 (M. 11 & F. 86)
- Support staff.....256 (M. 71 & F. 185)

**Primary/low. second...20.639 (M. 8.352 & F. 12.287)**

- Teachers .....16.998 (M. 5.628 & F. 11.370)
- Admin. staff.....1.161 (M. 692 & F. 469)
- Support staff.....2.480 (M. 2.032 & F. 448)

**Upper Secondary .....5.949 (M. 3.451 & F. 2.498)**

- Teachers .....5.069 (M. 2.778 & F. 2.291)
- Admin. staff.....330 (M. 213 & F. 117)
- Support staff.....550 (M. 460 & F. 80)

**The number of educational public institutions in Kosova**

**Total:.....1.036 (780 Main school & 256 sat. school)**

Preschool.....62 (40 Main school & 22 sat. school )  
 Pri/low. seco.846 (629 Main school & 217 sat. school)  
 Upper second..122 (105 Main school & 17 sat. school)  
 Spec. schools.....6 (6 Main school & 0 sat. school )

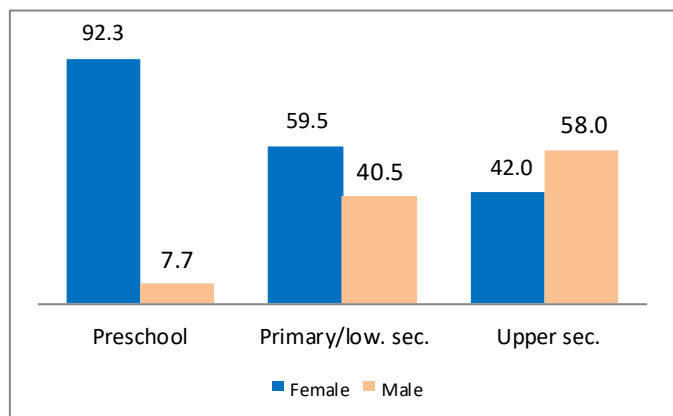


Chart 5. Educational personnel by school levels (percent)

**Students in Resource Centers / special schools**

**Total students .....305 (M. 207 & F. 98)**

Preschool / pre-primary .....17 (M. 11 & F. 6)  
 Primary/lower secondary.....213 (M. 149 & F. 64)  
 Upper second.....75 (M. 47 & F. 28)

**Students in private education**

**Total students .....22.124 (M. 11.640 F. 10.484)**

Preschool / pre-primary ...8.714 (M. 4.562 & F. 4.152)  
 Primary/lower secondary .8.490 (M. 4.637 & F. 3.853)  
 Upper second.....4.920 (M. 2.441 & F. 2.479)

**Reports**

Report , student -teacher ratio and student-class ratio.

Description	Primary and lower secondary level	Upper secondary level
Student-teacher ratio	13.0	12.0
Student- class ratio	16.9	20.2