




REPUBLIKA E KOSOVËS / REPUBLIKA KOSOVA / REPUBLIC OF KOSOVA  
QEVERIA E KOSOVËS / VLADA KOSOVA / GOVERNMENT OF KOSOVA  
Ministria e Arsimit, Shkencës, Teknologjisë dhe Inovacionit  
Ministarstvo Obrazovanja, Nauke, Tehnologije i Inovacije  
Ministry of Education, Science, Technology and Innovation

# STATISTICAL NOTES

DATA ON PRE-UNIVERSITY  
EDUCATION



2022/23

EDUCATION MANAGEMENT INFORMATION SYSTEM

# Number of students and educational personnel in Kosova

## Students in pre-university education

**Total students 318.947 (M 163.555 & F 155.392)**

Preschol 9.700 (M. 5.017 & F. 4.683)  
 Pre-primary 21.296 (M. 10.996 & F. 10.300)  
 Primary/low.sec. 220.578 (M. 113.587 & F.106.991)  
 Upper secondary 67.373 (M. 33.955 & F. 33.418)

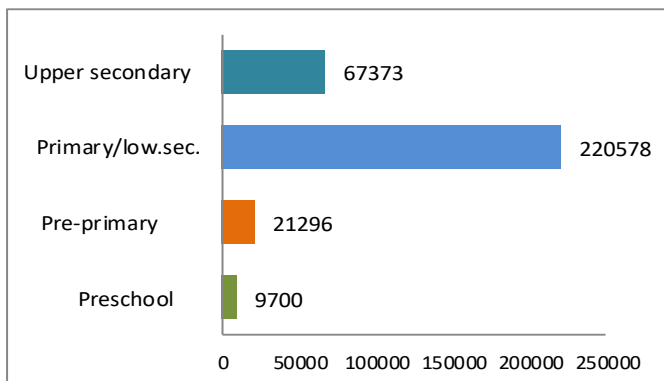
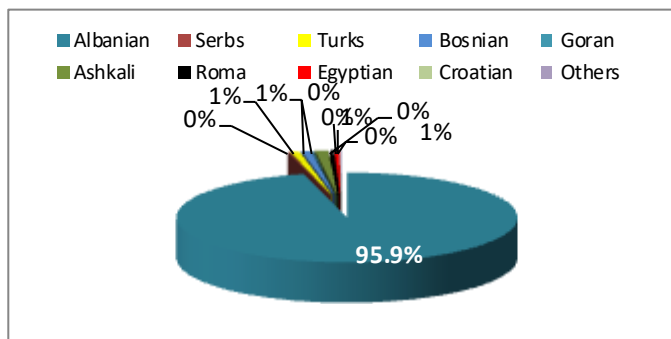


Chart 1. Number of students by level

### Number of students by ethnic origin

Albanian .....305.969  
 Bosnian .....2.846  
 Roma .....1.039  
 Egyptian ..... 1.358  
 Ashkali .....3.965  
 Turks .....2.721  
 Goran .....267  
 Croatian.....20  
 Serbs.....388\*  
 Others.....374

*\*only from schools of Kamenica*



Grafiku 2. Numri i nxënësve sipas përkatësisë etnike

## Students in gymnasiums and vocational schools

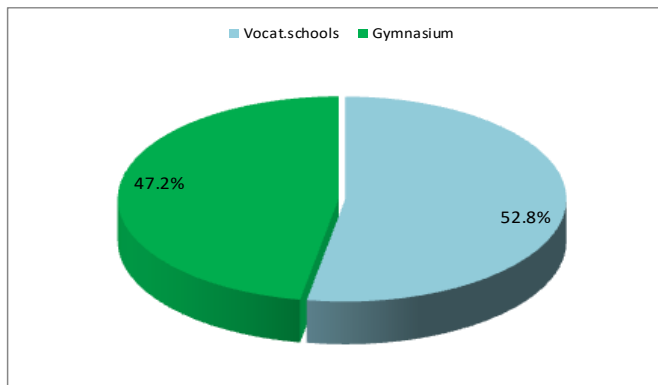


Chart 3. Students by school type

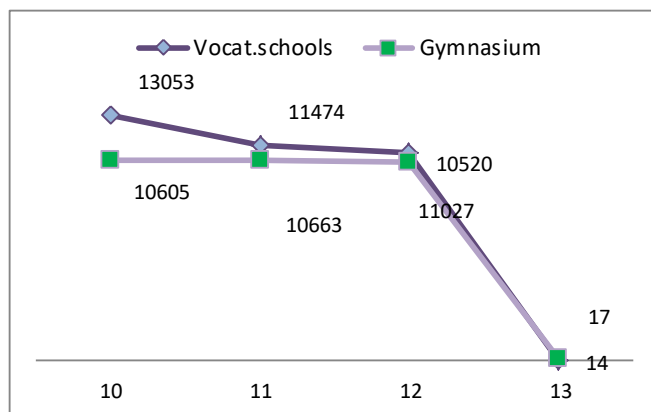


Chart 4.Represents the number of students according to classes in gymnasiums and vocat. schools\*

*\*13th grade is in Serbian language schools*

## Educational personnel

**Total personnel.... 27.747 (M. 13.105 & F. 14.642)**

◆ Teachers.....22.893 (M. 9.378 & F. 13.515)  
 ◆ Admin. staff.....1.592 (M. 1.022 & F. 570)  
 ◆ Support staff.....3.262 (M. 2.705 & F. 557)

**Preschool .....964 (M. 86 & F. 878)**

- Teachers .....649 (M. 2 & F. 647)
- Admin. staff.....90 (M. 10 & F. 80)
- Support staff.....225 (M. 74 & F. 151)

**Primary/low. second....20.747 (M. 9.435 & F. 11.312)**

- Teachers .....17.099 (M. 6.503 & F. 10.596)
- Admin. staff.....1.170 (M. 780 & F. 390)
- Support staff.....2.478 (M. 2.152 & F. 326)

**Upper Secondary .....6.036 (M. 3.584 & F. 2.452)**

- Teachers .....5.145 (M. 2.873 & F. 2.272)
- Admin. staff.....332 (M. 232 & F. 100)
- Support staff.....559 (M. 479 & F. 80)

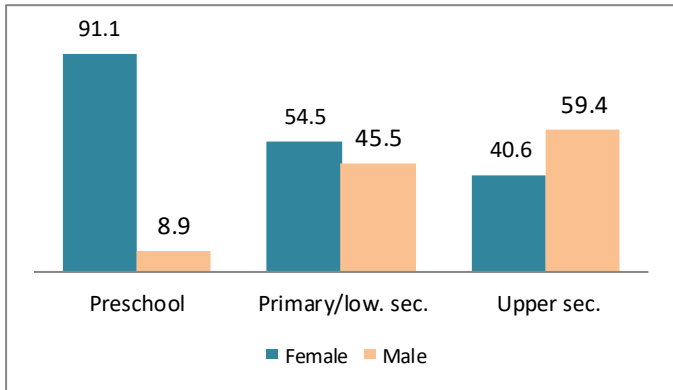


Chart 5. Educational personnel by school levels (percent)

**Reports**

Report , student -teacher ratio and student-class ratio.

Description	Primary and lower secondary level	Upper secondary level
Student-teacher ratio	13.3	12.3
Student- class ratio	17.3	20.6

**The number of educational public institutions in Kosova**

**Total:.....1.044 (779 Main school & 265 sat. school)**

Preschool.....54 (39 Main school & 15 sat. school )  
 Pri/low. seco.863 (629 Main school & 234 sat. school)  
 Upper second..121 (105 Main school & 16 sat. school)  
 Spec. schools.....6 (6 Main school & 0 sat. school )

**Students in Resource Centers / special schools**

**Total students .....313 (M. 209 & F. 104)**

Preschool / pre-primary .....52 (M. 32 & F. 20)  
 Primary/lower secondary.....180 (M. 129 & F. 51)  
 Upper second.....81 (M. 48 & F. 33)

**Students in private education**

**Total students .....18.585 (M. 9.759 & F. 8.826)**

Preschool / pre-primary ...6.630 (M. 3.478 & F. 3.152)  
 Primary/lower secondary .7.611 (M. 4.125 & F. 3.486)  
 Upper second.....4.344 (M. 2.156 & F. 2.188)