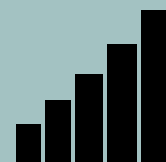




REPUBLIKA E KOSOVËS / REPUBLIKA KOSOVA / REPUBLIC OF KOSOVA  
QEVERIA E KOSOVËS / VLADA KOSOVA / GOVERNMENT OF KOSOVA  
Ministria e Arsimit, Shkencës dhe Teknologjisë  
Ministarstvo Obrazovanja, Nauke i Tehnologije  
Ministry of Education, Science and Technology



# STATISTICAL NOTES

2019/20

DATA ON PRE-UNIVERSITY EDUCATION

# Number of students and educational personnel in Kosova

## Students in pre-university education

**Total students 345.540 (M 177.954 & F 167.586)**

Preschool ....9.393 (M. 4.924 & F. 4.469)  
 Pre-primary ...23.650 (M. 12.304 & F. 11.346)  
 Primary/low.sec .234.590 (M. 120.979 & F. 113.611)  
 Upper secondary 77.907 (M. 39.747 & F. 38.160)

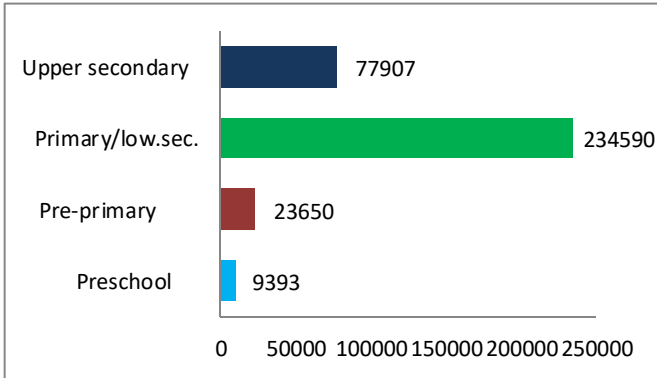


Chart 1. Number of students by level

### Number of students by ethnic origin

Albanian .....331.132  
 Bosnian .....3.767  
 Roma .....1.385  
 Egyptian ..... 1.252  
 Ashkali .....4.121  
 Turks .....2.754  
 Goran .....303  
 Croatian.....22  
 Serbs.....430\*  
 Others.....374

*\*only from schools of Kamenica*

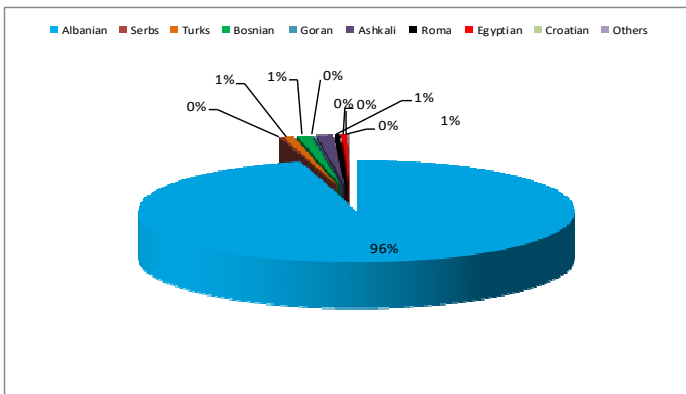


Chart 2. Number of students by ethnic origin

## Students in gymnasiums and vocational schools

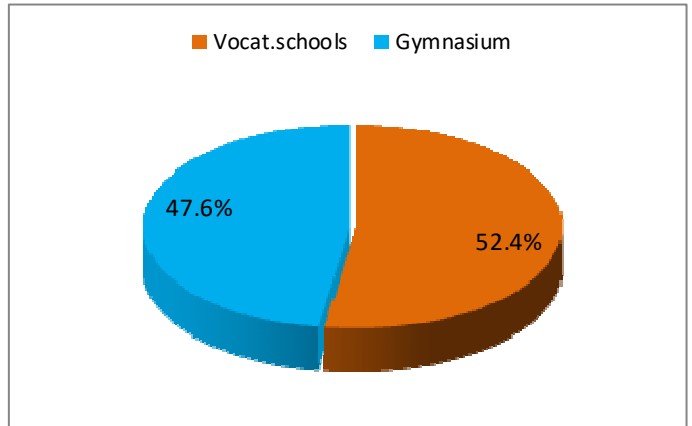


Chart 3. Students by school type

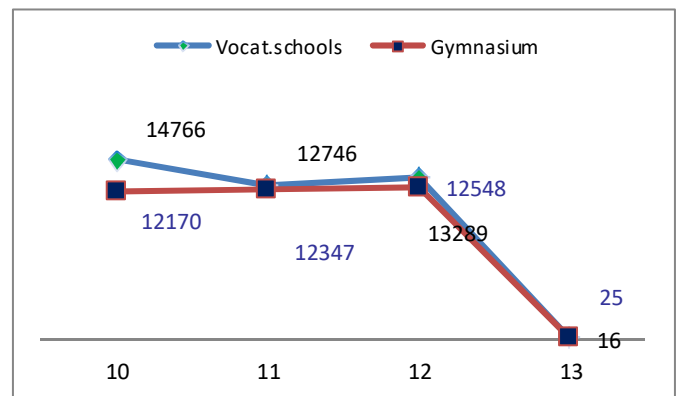


Chart 4. Represents the number of students according to classes in gymnasiums and vocat. schools\*

*\*13th grade is in Serbian language schools*

## Educational personnel

**Total personnel..... 28.150 (M. 13.941 & F. 14.209)**

- ◆ Teachers.....23.234 (M. 10.069 & F. 13.165)
- ◆ Admin. staff.....1.566 (M. 1.048 & F. 518)
- ◆ Support staff.....3.350 (M. 2.824 & F. 526)

**Preschool .....847 (M. 83 & F. 764)**

- Teachers .....553 (M. 1 & F. 552)
- Admin. staff.....89 (M. 10 & F. 79)
- Support staff.....205 (M. 72 & F. 133)

**Primary/low. second..21.151 (M. 10.135 & F. 11.016)**

- Teachers .....17.426 (M. 7.080 & F. 10.346)
- Admin. staff.....1.152 (M. 800 & F. 352)
- Support staff.....2.573 (M. 2.255 & F. 318)

**Upper Secondary .....6.152 (M. 3.723 & F. 2.429)**

- Teachers .....5.255 (M. 2.988 & F. 2.267)
- Admin. staff.....325 (M. 238 & F. 87)
- Support staff.....572 (M. 497 & F. 75)

**The number of instructive-educational institutions in Kosova**

**Total:.....1.094 (785 Main schoo & 309 sat. school)**

Preschool.....44 (37 Main schoo & 7 sat. school )  
 Pri/low. Seco...921(635 Main schoo & 286 sat. school )  
 Upper second..123 (107 Main schoo & 16 sat. school )  
 Spec. schools.....6 (6 Main schoo & 0 sat. school )

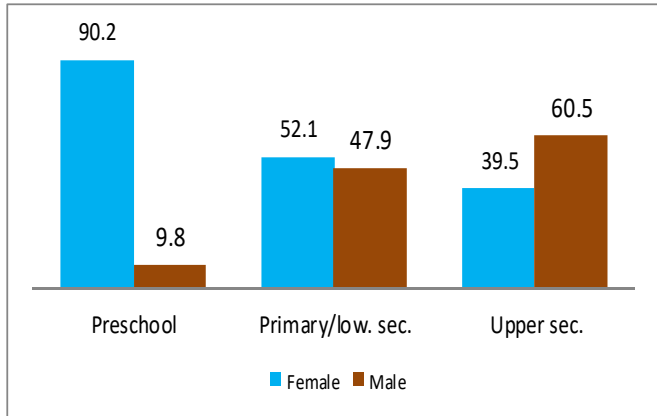


Chart 5. Educational personnel by school levels (percent)

**Students in Resource Centers / special schools**

**Total students .....349 (M. 206& F. 143)**

Preschool / pre-primary .....68 (M. 45 & F. 23)  
 Primary/lower secondary.....170 (M. 103 & F. 67)  
 Upper second..... 111 (M. 58 & F. 53)

**Students in private education**

**Total students .....15.951 (M 8.567& F 7.384)**

Preschool / pre-primary ...7.219 (M. 3.778 & F. 3.441)  
 Primary/lower second.....5.252 (M. 2.894 & F. 2.358)  
 Upper second.....3.480 (M. 1.895 & F. 1.585)

**Reports**

Report , student -teacher ratio and student-class ratio.

Description	Primary and lower secondary level	Upper secondary level
Student-teacher ratio	14.0	14.2
Student- class ratio	18.4	23.2