



REPUBLIKA E KOSOVËS/REPUBLIKA KOSOVA/ REPUBLIC OF KOSOVA

Ministria e Arsimit, e Shkencës dhe e Teknologjisë
Ministarstvo Obrazovanja, Nauke i Tehnologije
Ministry of Education, Science and Technology

The data on Education

Statistical notes 2013/14



Pre-university education



Number of students and educational personnel in Kosova

Students in pre-university education

Total students 408.146 (M 213.419 & F 194.727)

Preschool 5.398 (M. 2.827 & F. 2.571)

Pre-primary 19.939 (M. 10.319 & F. 9.620)

Primary/low. sec. 280.596 (M. 145.488 & F. 135.108)

Higher secondary 102.213 (M. 54.785 & F. 47.428)

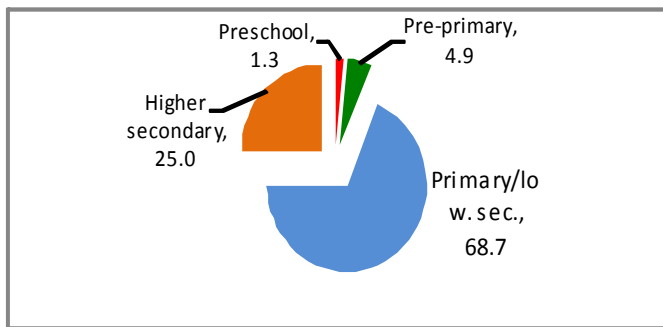


Chart 1. Number of students by level

Number of students by ethnical origin

Albanian	392.529
Bosnian	4.605
Roma	2.059
Egyptian	788
Ashkali	4.210
Turks	2.658
Goran	643
Croatian	43
Serbs	405*
Others	206

*only from few schools of Kamenica

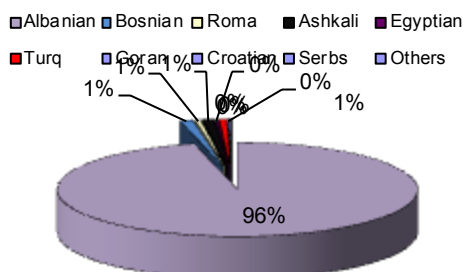


Chart 2. Number of students by ethnical origin

Students in gymnasiums and vocational schools

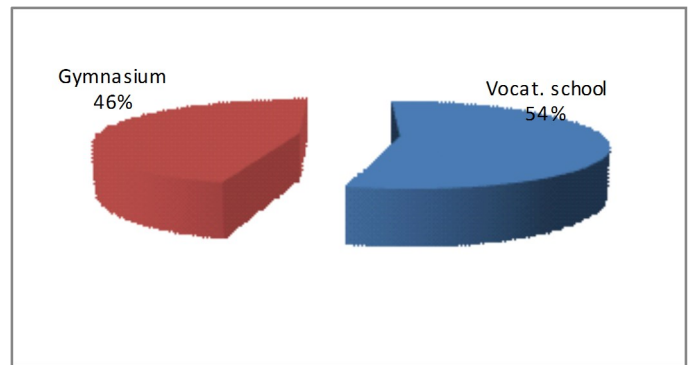


Chart 3. Students by school type

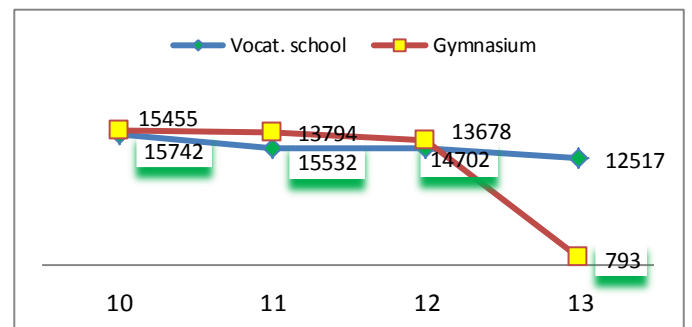


Chart 4. Represents the number of students according to classes in gymnasiums and vocational schools

Educational personnel

Total personnel.... 28.077 (M. 15.740 & F. 12.344)

◆ Teachers.....23.334 (M. 11.868 & F. 11.466)

◆ Admin personnel.....1.649 (M. 1.236 & F. 420)

◆ Assisting personnel...3.094 (M. 2.636 & F. 458)

Preschool803 (M. 84 & F. 719)

- Teachers.....525 (M. 2 & F. 523)

- Admin personnel65 (M. 11 & F. 54)

- Assisting personnel....213 (M. 71 & F. 142)

The number of instructive-educational institutions in Kosova

Primary/low. sec.....20.939 (M. 11.554 & F. 9.385)

- Teachers17.368 (M. 8.505 & F. 8.863)
- Admin personnel1.220(M. 941 & F. 286)
- Assisting personnel...2.351 (M. 2.109 & F. 242)

Higher secondary.....6.335 (M. 4.101 & F. 2.234)

- Teachers5.441 (M. 3.361 & F. 2.080)
- Admin personnel364 (M. 284 & F. 80)
- Assisting personnel.....530 (M. 456 & F. 74)

Total:.....1.154 (758 main schoo. & 396 satellite schoo.)

Preschool 42 (35 main schoo. & 7 satellite schoo.)
 Prim. scho..990 (620 main schoo. & 370 satellite schoo)
 Seco. Scho.....116 (97 main schoo. & 19 satellite schoo)
 Special schools6 (6 main schoo. & 0 satellite schoo)

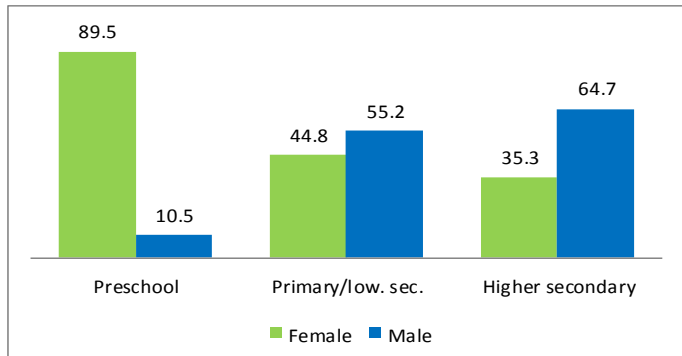


Chart 5. Educational personnel by school levels

Students in special schools, attached and supported classes

Total students 1.239 (M 775 & F 464)

Preschool / pre-primary.....99 (M. 58 & F. 41)
 Lower prim / secondary.....982(M. 620 & F. 362)
 Higher secondary158 (M. 98 & F. 61)

Students in private education

Total students 4. 804 (M 2.830& F 1.991)

Preschool/pre-primary181 (M. 95 & F. 86)
 Lower prim / secondary.....1.988 (M. 1.153 & F. 835)
 Higher secondary2.635 (M. 1.565 & F. 1.070)

Reports

Report student to teacher and student to parallel

Description	Primary and lower secondary level	Higher secondary level
Report student to teacher	16.9	18.3
Report student to parallel	21.0	28.4