



**Republika e Kosovës-Republika Kosova-Republic of Kosovo**

*Ministria e Arsimit, Shkencës, Teknologjisë dhe Inovacionit  
Ministarstvo Obrazovanja, Nauke, Teknologije i Inovacije  
Ministry of Education, Science, Technology and Innovation*

*Agjencia e Statistikave të Kosovës  
Agencija za Statistike Kosova  
Kosovo Agency of Statistics*

# **Education Statistics in Kosovo 2020/21**

June, 2021

**Education Management Information System**



**Republika e Kosovës-Republika Kosova-Republic of Kosovo**

Ministria e Arsimit, Shkencës, Teknologjisë dhe Inovacionit  
Ministarstvo Obrazovanja, Nauke, Teknologije i Inovacije  
Ministry of Education, Science, Technology and Innovation

Agjencia e Statistikave të Kosovës  
Agencija za Statistike Kosova  
Kosovo Agency of Statistics

# **Education Statistics in Kosovo 2020/21**

June, 2021

**Education Management Information System**

## **F o r e w o r d**

The annual publication of Education Statistics for the academic year 2017/2018, published by the Ministry of Education, Science, Technology and Innovation (MESTI) in cooperation with the Kosovo Agency of Statistics (KAS), for several years in a row prepares, edits and releases Education Statistics in Kosovo for the school / academic year, as a main purpose has to inform decision-making institutions and the general public with statistical information related to statistical indicators of education.

This publication contains statistical data for preschool / pre-primary institutions, statistics on primary and lower secondary education, statistics on upper secondary education, statistics on special education, and statistics for higher education (university). The source of data for pre-university education is the Education Management Information System (EMIS). Data on education statistics of the Serbian community are not available, with the exception of the municipality of Kamenica, who reported on EMIS. While data on public and private university education were collected by KAS.

MESTI and KAS are grateful to all those who have contributed to the preparation of this publication.

The Education Statistics Publication 2020/2021 can also be found on the MEST website: <http://masht.rks-gov.net/> and on KAS's website: <http://ask.rks-gov.net/>.

This publication has been prepared by:

Enver Mekolli, MESTI  
Shqipe Bruqi, MESTI  
Hazbije Lahi, MESTI  
Afërdita Kryeziu, MESTI  
Naime Rexhepi, KAS  
Advie Uka, KAS  
Shpetim Bullatovci, KAS  
Ahmet Cakolli, KAS

## List of Contents

|   | Page      |
|---|-----------|
| <b>1. Introduction.....</b>   | <b>10</b> |
| 2. Pupils in public education.....  | 14        |
| 2.1. Number of children in preschool education .....                              | 14        |
| 2.2. Number of children in pre-primary education.....                             | 16        |
| 2.3. Pupils in primary - lower secondary education .....                          | 18        |
| 2.4. Pupils in upper secondary education .....                                    | 20        |
| 2.5. Number of pupils in pre-university institutions at all levels .....          | 21        |
| 2.6. Number of preschool and pre-primary children by age group .....              | 22        |
| 2.7. Number of pupils in primary - lower secondary education by grade .....       | 23        |
| 2.8. Number of pupils in upper secondary education by grade .....                 | 25        |
| 2.9. Number of pupils in vocational schools and gymnasiums .....                  | 26        |
| 2.10. Number of children in preschool education by ethnicity.....                 | 28        |
| 2.11. Number of children in preschool education by ethnicity.....                 | 29        |
| 2.12. Number of children in primary – lower secondary education by ethnicity..... | 31        |
| 2.13. Number of pupils in upper secondary education by ethnicity.....             | 33        |
| 2.14. Number of pupils by age / grade.....  | 35        |
| <br>  |           |
| 3. Educational staff .....  | 37        |
| 3.1. Teachers .....   | 37        |
| 3.1.1 Teachers by municipality .....  | 39        |
| 3.1.2 Teachers by ethnicity in municipality .....                                 | 40        |
| 3.2. Administrative staff .....   | 42        |
| 3.2.1 Administrative staff by municipality .....                                  | 44        |
| 3.2. Support staff .....  | 45        |
| 3.3.1 Support staff by municipality .....   | 47        |
| <br>  |           |
| 4. Public school institutions .....   | 48        |
| 4.1. School institutions by level.....  | 48        |
| 4.2. Main school institutions and satellite schools.....                          | 50        |
| 5. Adult education and training.....  | 51        |
| 5.1. Attendance in adult education and training.....                              | 51        |
| <br>  |           |
| 6. Learning conditions.....   | 52        |
| 7. Changes by level .....   | 52        |
| 8. Information on the social and family status of the pupils.....                 | 53        |
| 4 Education Statistics in Kosovo 2019/20  |           |
| 8.1. Social and family status of the pupils .....                                 | 53        |
| <br>  |           |
| 9. Special education .....  | 54        |
| 9.1. Number of pupils in Resource Centers / special schools .....                 | 54        |
| 9.2. Number of pupils by type of impairment.....                                  | 56        |

|  |    |
|--|----|
| 10. Private education .....  | 57 |
| 10.1. Pupils (children) in preschool and pre-primary education.....          | 57 |
| 10.2. Pupils in primary / lower secondary and upper secondary education..... | 58 |
| 10.3. Number of pupils by ethnicity.....                                     | 60 |
| 10.4. Number of pupils by age group / grade.....                             | 61 |
| 11. Annex .....  | 62 |
| 13. STATISTICS ON HIGHER EDUCATION.....                                      | 72 |
| 13.1. Public Universities.....   | 72 |
| 14. PRIVATE COLLEGES.....  | 85 |

## List of Abbreviations

| Abbreviations |   |
|---------------|---|
| MESTI         | Ministry of Education, Science, Technology and Innovation         |
| MDE           | Municipal Directorate of Education                                |
| WB            | World Bank  |
| KAS           | Kosovo Agency of Statistics                                       |
| PC            | Parents' Council  |
| IDEP          | Project for institutional development of education                |
| PI            | Preschool institution   |
| KCF           | Kocovo Curriculum Framework                                       |
| SEPK          | Strategic Education Plan in Kosovo                                |
| RAE           | Communities: Roma, Ashkali and Egyptian                           |
| EMIS          | Education Management Information System                           |
| ISCED         | International Standard Classification of Education (UNESCO-ISCED) |
| AI            | Administrative Instruction  |
| UNESCO        | United Nations Educational, Scientific and Cultural Organization  |

## List of Tables

|   | Page |
|---|------|
| Table 1. The number of children in preschool education.....   | 13   |
| Table 2. The number of children in pre-primary education .....  | 15   |
| Table 3. The number of pupils in primary- lower secondary education .....   | 17   |
| Table 4. The number of pupils in upper secondary education .....  | 19   |
| Table 5. The number of pupils in public pre-university institutions .....   | 20   |
| Table 6. Children by age group and gender .....   | 21   |
| Table 7. The number of pupils by grade .....  | 22   |
| Table 8. The number of pupils by grade .....  | 24   |
| Table 9. The number of pupils in upper secondary education .....  | 25   |
| Table 10. The number of pupils in preschool education by ethnicity .....  | 27   |
| Table 11. The number of pupils in pre-primary education by ethnicity.....   | 28   |
| Table 12. The number of pupils in primary and lower secondary education by ethnicity .....                                    | 30   |
| Table 13. The number of pupils in upper secondary education by ethnicity .....  | 32   |
| Table 14. The number of pupils by age / grade and gender .....  | 34   |
| Table 15. The number of pupils by age group / grade and ethnicity.....  | 35   |
| Table 16. Teachers by level.....  | 36   |
| Table 17. Teachers by gender .....  | 38   |
| Table 18. Teachers by ethnicity.....  | 39   |
| Table 19. Administrative staff by level .....   | 41   |
| Table 20. Total administrative staff.....   | 43   |
| Table 21. Support staff by level .....  | 44   |
| Table 22. Total support staff.....  | 46   |
| Table 23. Educational institutions by level .....   | 47   |
| Table 24. Main school institutions and satellite schools.....   | 49   |
| Table 25. Attendance in education and training for adults.....  | 50   |
| Table 26. Indicators of education by level in public education.....   | 51   |
| Table 27. Changes by levels in public education .....   | 51   |
| Table 28. Social and family status of pupils .....  | 52   |
| Table 29. Pupils by grade in special schools.....   | 53   |
| Table 30. Pupils by grade and type of impairment .....  | 55   |
| Table 31. Children (pupils) in preschool and pre-primary education .....  | 56   |
| Table 32. The number of pupils in primary / lower secondary and upper secondary education.....                                | 57   |
| Table 33. The number of pupils by ethnicity by age group / grade .....  | 58   |
| Table 34. The number of pupils by age group / grade .....   | 59   |
| Table 35. The number of students enrolled at the Bachelor level in Public Universities<br>in the academic year 2020/2021..... | 72   |
| Table 36. Total number of students at the Bachelor level in the academic year 2020/2021 .....                                 | 73   |
| Table 37. Total number of students from abroad at the Bachelor level in the academic<br>year 2020/2021 .....                  | 74   |
| Table 38. Number of graduate students at the Bachelor level in the academic year 2019/2020 .....                              | 75   |
| Table 39. Number of students enrolled in the Master level in the academic year 2020/2021 .....                                | 76   |

|  |    |
|--|----|
| Table 40. Total number of students at the Master level in the academic year 2020/2021 .....                                      | 77 |
| Table 41. Total number of students from abroad at the Master level in the academic year 2020/2021 .....                          | 78 |
| Table 42. Number of graduate students at the Master level in the academic year 2019/2020 .....                                   | 79 |
| Table 43. Number of candidates accepted for Doctoral studies at the University of Prishtina in the academic year 2020/2021 ..... | 80 |
| Table 44. Number of candidates in Doctoral studies at the University of Prishtina in the academic year 2020/2021 .....           | 81 |
| Table 45. Number of candidates graduated at the Doctoral level in the academic year 2019/2020 .....                              | 82 |
| Table 46. Number of Academic staff by gender in the academic year 2020/2021 .....  | 83 |
| Table 47. Academic staff from abroad who teach at Public Universities in the academic year 2020/2021 .....                       | 84 |
| Table 48. Number of students admitted to the Bachelor level in the academic year 2020/2021 .....                                 | 85 |
| Table 49. Total number of students at the Bachelor level in the academic year 2020/2021 .....                                    | 86 |
| Table 50. Total number of students from abroad at the Bachelor level in the academic year 2020/2021 .....                        | 87 |
| Table 51. Number of graduate students at the Bachelor level in the academic year 2019/2020 .....                                 | 88 |
| Table 52. Number of students admitted to the Master level in the academic year 2020/2021 .....                                   | 89 |
| Table 53. Total number of students at the Master level in the academic year 2020/2021 .....                                      | 90 |
| Table 54. Total number of students from abroad at the Master level in the academic year 2020/2021 .....                          | 91 |
| Table 55. Number of graduate students at the Master level in the academic year 2019/2020 .....                                   | 92 |
| Table 56. Number of Academic and Administrative staff by gender in the academic year 2020/2021 .....                             | 93 |
| Table 57. Total number of Academic staff from abroad who teach in Private Colleges in the academic year 2020/2021 .....          | 94 |
| Table 58. Number of children, pupils and students at all levels of education in the public and private sector 2020/2021 .....    | 95 |



## List of Graphs

|  | Page |
|--|------|
| Graph. 1 Gender structure in preschool education.....  | 13   |
| Graph. 2 Gender structure in pre-primary education .....   | 15   |
| Graph. 3. Gender structure in primary-lower secondary education.....   | 17   |
| Graph. 4. Gender structure in upper secondary education.....   | 19   |
| Graph. 5. The number of pupils by level .....  | 20   |
| Graph. 6. The number of children in preschool / pre-primary level in%.....   | 21   |
| Graph. 7. The number of pupils in primary - lower secondary education by grade .....                                   | 23   |
| Graph. 8. The number of pupils in upper secondary education by grade .....   | 24   |
| Graph. 9. The number of pupils in upper secondary education by gender expressed in% .....                              | 26   |
| Graph. 10. The number of pupils in vocational schools and gymnasiums expressed in% .....                               | 26   |
| Graph. 11. The number of children in pre-primary education by ethnicity in%.....                                       | 29   |
| Graph. 12. The number of pupils in primary and lower secondary education by ethnicity in% .....                        | 31   |
| Graph. 13. The number of pupils in upper secondary education by ethnicity in%.....                                     | 33   |
| Graph. 14. Gender structure in pre-university education.....   | 34   |
| Graph. 15. Ethnic structure in pre-university education .....  | 35   |
| Graph. 16. Teachers by level in% .....   | 37   |
| Graph. 17. Teachers by gender in% .....  | 38   |
| Graph. 18. Teachers by ethnicity in% .....   | 40   |
| Graph. 19. Administrative staff by gender for the level in% .....  | 42   |
| Graph. 20 Administrative staff by gender in%.....  | 43   |
| Graph 21. Support staff by level in%.....  | 45   |
| Graph. 22 Support staff by gender in%.....   | 46   |
| Graph. 23. Educational institutions by level .....   | 48   |
| Graph. 24 Main school institutions and satellite schools.....  | 49   |
| Graph. 25 Attendance in education and training for adults by gender in% .....  | 50   |
| Graph. 26. Pupils in resource centers / special schools .....  | 53   |
| Graph. 27 Gender structure in resource centers / special schools.....  | 54   |
| Graph. 28. Pupils in private education by level .....  | 57   |
| Graph. 29. Pupils by ethnicity in private education.....   | 58   |
| Graph. 30. Gender structure in private education .....   | 59   |
| Graph. 31 Number of children, pupils and students at all levels of education in the public<br>and private sector ..... | 95   |

## 1. Introduction

Publication of "Education Statistics in Kosovo 2020/2021" is the result of cooperation between the Ministry of Education, Science, Technology and Innovation (MEST) and the Kosovo Agency of Statistics (KAS). The source of data for pre-university education is the Education Management Information System (EMIS). Education statistical data for Serbian schools are not available, with the exception of the municipality of Kamenica (who report to the EMIS). The educational institutions of the northern part of the Republic of Kosovo have not reported data on education statistics, although there have been continuous efforts by KAS to collect them.

Data on public and private university education are collected by KAS.

The publication "Education Statistics in Kosovo 2020/2021" can also be found on the MESTI website: <http://masht.rks-gov.net/> and on the KAS website: <http://ask.rks-gov.net>

### 1.1. Description

The publication of "Education Statistics in Kosovo 2020/2021" contains data on:

- the number of children in preschool and pre-primary education by gender, nationality, age group and educational staff;
- the number of pupils in primary and lower secondary education by gender, nationality, grade and educational staff;
- the number of pupils in upper secondary education by gender, nationality, by vocational schools -gymnasiums and educational staff;
- the number of pupils in special education by gender, grade and by type of impairment – difficulty;
- the number of students in university education by gender, nationality, faculties-study programmes, study level (Bachelor and Master), the number of graduates at Bachelor and Master levels, academic staff, etc.

Data on education cover the public and private education sector, with the exception of some Serbian schools which did not report data.

### 1.2. Definitions

#### *Pre-primary education*

The level of preschool / pre-primary education represents the level 01 and 02 according to the adaptation to the definitions of ISCED (International Standard Classification of Education).

Level 01: presents the early development and education of children from age 0 to 3 years.

Level 02: pre-primary education includes ages 4 to 6 years.

### ***Compulsory education***

Compulsory education presents levels one and two by ISCED (International Standard Classification of Education). Primary education is classified as level 1 (grades 1-5) and lower secondary education as level 2 (grades 6-9).

Compulsory education at the national level operates in public and non-public (licensed) educational institutions.

### ***The level of primary education***

The level of primary education lasts 5 years, starting from the first grade to the fifth grade (1-5).

At this level are enrolled children who reach the age of 6 years, while the age group of pupils in this level is from the age 6 to 10 years old.

### ***The level of lower secondary education***

The level of lower secondary education extends from grade six to nine (grade 6-9).

The age group of pupils at this level is from age 11 to 14 years of age and operates in lower public and non-public (licensed) lower secondary schools.

### ***The level of upper secondary education***

The level of upper secondary education presents level three (3) by ISCED (International Standard Classification of Education) and operates in public and non-public (licensed) secondary schools.

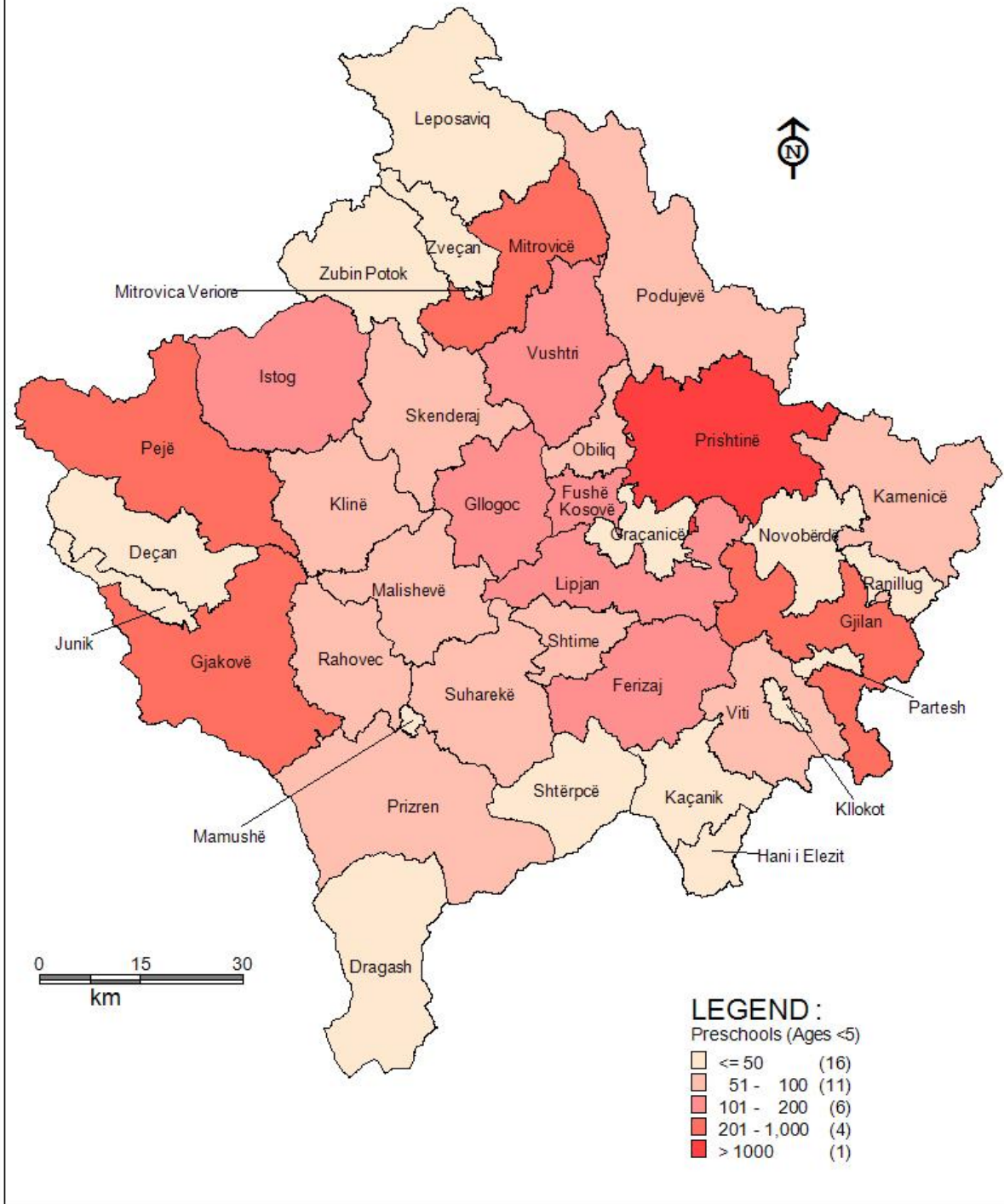
Based on the goals and content, these schools are organized into gymnasiums and vocational schools.

Upper secondary schools (gymnasiums and vocational schools) are profiled schools.

Gymnasiums are divided according to the directions: social, general, natural sciences, mathematics-informatics and languages.

Whereas, vocational high schools are divided according to directions: technical, agricultural, economics, medical, music, trade, theological, art and in centers of competence.

NUMBER OF CHILDREN IN PRESCHOOL EDUCATION  
BY MUNICIPALITY 2020/2021



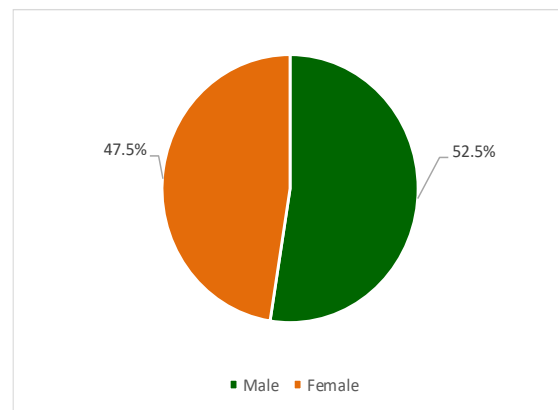
## 2. Pupils in public education

### 2.1. The number of children in pre-school education

This level of education includes children in the age group from age 0 to <5 years.

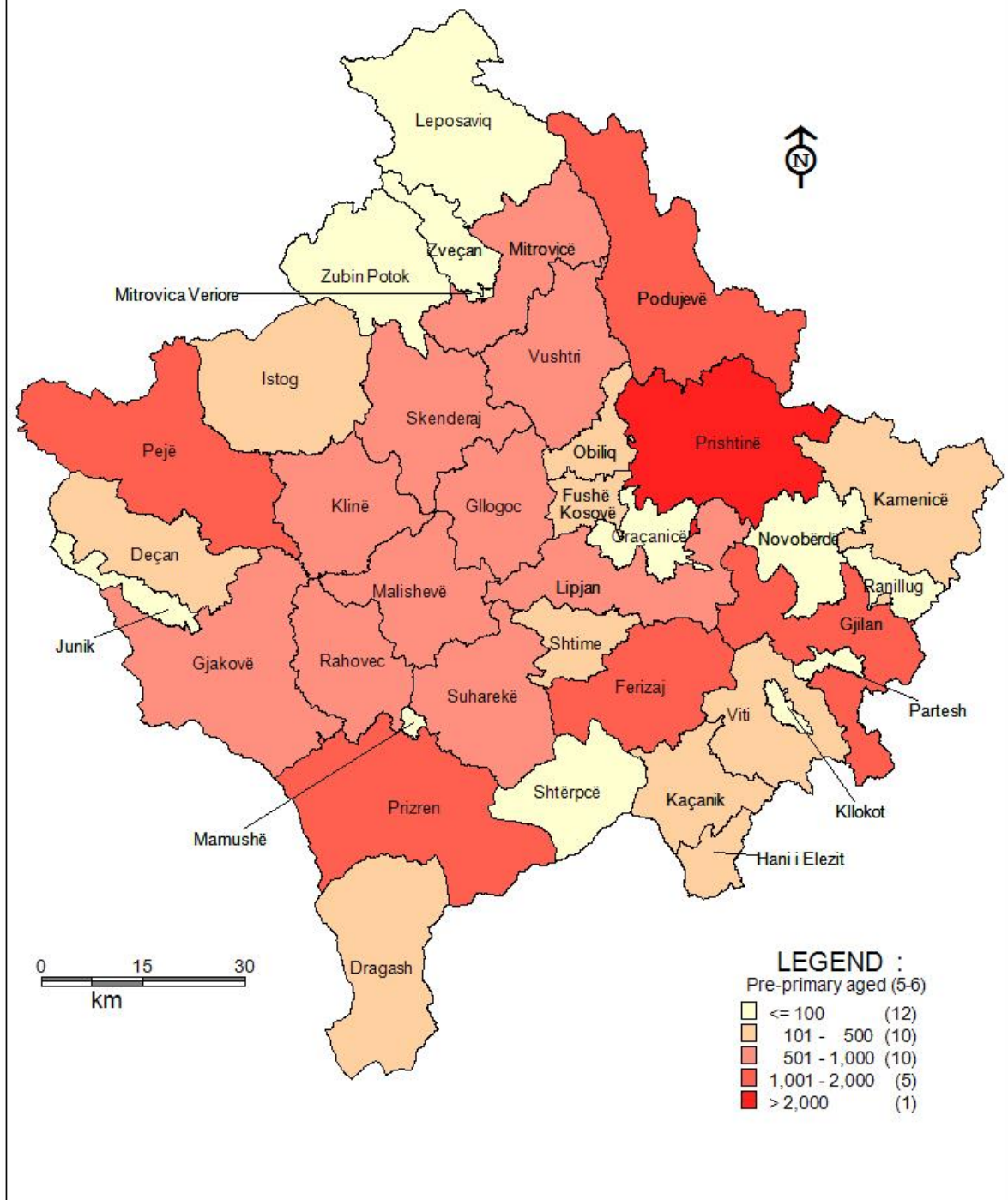
Table 1. The number of children in preschool education

| Municipality  | Pre-school (0<5 years) |        |       |
|---------------|------------------------|--------|-------|
|               | Male                   | Female | Total |
| Deçan         | -                      | -      | -     |
| Dragash       | 2                      | 1      | 3     |
| Ferizaj       | 79                     | 75     | 154   |
| Fushë Kosovë  | 68                     | 66     | 134   |
| Gjakovë       | 211                    | 160    | 371   |
| Gjilan        | 192                    | 176    | 368   |
| Glogovc       | 57                     | 59     | 116   |
| Hani i Elezit | -                      | -      | -     |
| Istog         | 95                     | 89     | 184   |
| Junik         | 9                      | 22     | 31    |
| Kaçanik       | 24                     | 19     | 43    |
| Kamenicë      | 33                     | 39     | 72    |
| Klinë         | 44                     | 43     | 87    |
| Leposaviq     | -                      | -      | -     |
| Lipjan        | 56                     | 62     | 118   |
| Malishevë     | 42                     | 38     | 80    |
| Mamushë       | -                      | -      | -     |
| Mitrovicë     | 133                    | 126    | 259   |
| Novobërdë     | -                      | -      | -     |
| Obiliq        | 31                     | 31     | 62    |
| Pejë          | 128                    | 136    | 264   |
| Podujevë      | 30                     | 23     | 53    |
| Prishtinë     | 686                    | 571    | 1257  |
| Prizren       | 36                     | 35     | 71    |
| Rahovec       | 37                     | 27     | 64    |
| Shtërpcë      | -                      | -      | -     |
| Shtime        | 22                     | 31     | 53    |
| Skënderaj     | 35                     | 33     | 68    |
| Suharekë      | 52                     | 45     | 97    |
| Viti          | 24                     | 36     | 60    |
| Vushtrri      | 70                     | 44     | 114   |
| Zubin Potok   | -                      | -      | -     |
| Zveçan        | -                      | -      | -     |
| Kllkot        | -                      | -      | -     |
| Total         | 2,196                  | 1,987  | 4,183 |



Graph. 1 Gender structure in preschool education

NUMBER OF CHILDREN IN PREPRIMARY EDUCATION  
BY MUNICIPALITY 2020/2021

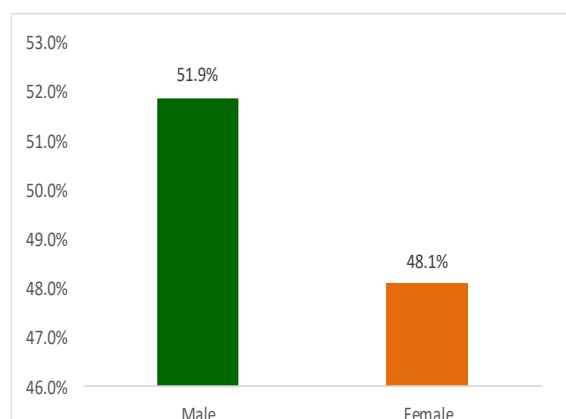


## 2.2. The number of children in pre-primary education

This level of education includes children aged 5<6 years and is organized in kindergartens and facilities of primary and lower primary and secondary schools.

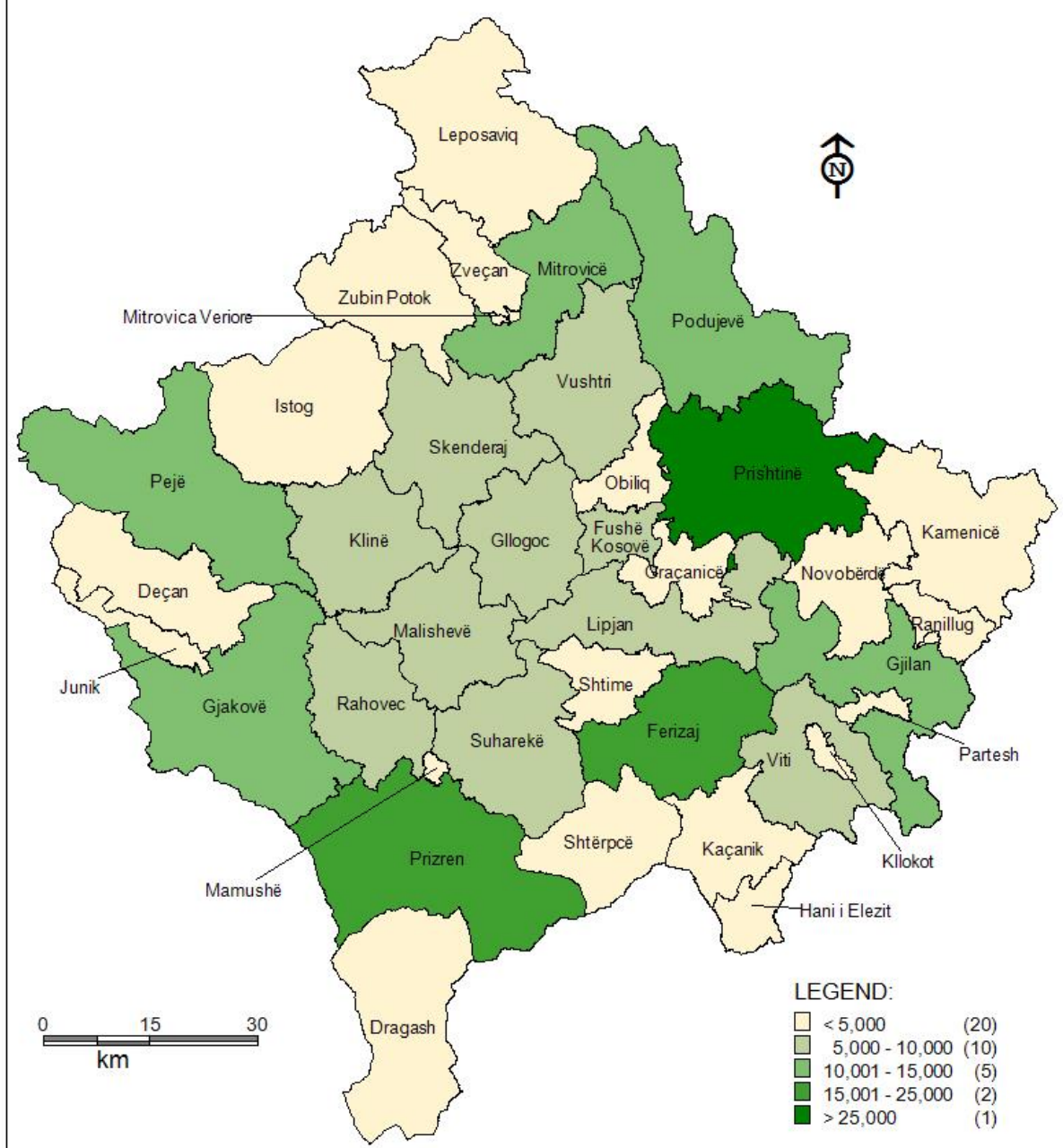
Table 2. The number of children in pre-primary education

| Municipality  | Pre-primary (5<6 years) |        |        |
|---------------|-------------------------|--------|--------|
|               | Male                    | Female | Total  |
| Deçan         | 230                     | 209    | 439    |
| Dragash       | 124                     | 151    | 275    |
| Ferizaj       | 767                     | 683    | 1,450  |
| Fushë Kosovë  | 74                      | 67     | 141    |
| Gjakovë       | 488                     | 489    | 977    |
| Gjilan        | 579                     | 492    | 1,071  |
| Glogovc       | 450                     | 405    | 855    |
| Hani i Elezit | 74                      | 64     | 138    |
| Istog         | 219                     | 238    | 457    |
| Junik         | 31                      | 17     | 48     |
| Kaçanik       | 231                     | 199    | 430    |
| Kamenicë      | 137                     | 132    | 269    |
| Klinë         | 256                     | 249    | 505    |
| Leposaviq     | -                       | -      | -      |
| Lipjan        | 429                     | 385    | 814    |
| Malishevë     | 438                     | 375    | 813    |
| Mamushë       | 36                      | 33     | 69     |
| Mitrovicë     | 470                     | 470    | 940    |
| Novobërdë     | 18                      | 33     | 51     |
| Obiliq        | 148                     | 145    | 293    |
| Pejë          | 551                     | 508    | 1,059  |
| Podujevë      | 537                     | 507    | 1,044  |
| Prishtinë     | 1,215                   | 1,229  | 2,444  |
| Prizren       | 898                     | 796    | 1,694  |
| Rahovec       | 384                     | 328    | 712    |
| Shtërpcë      | 27                      | 17     | 44     |
| Shtime        | 213                     | 157    | 370    |
| Skënderaj     | 304                     | 299    | 603    |
| Suharekë      | 338                     | 314    | 652    |
| Viti          | 237                     | 245    | 482    |
| Vushtrri      | 488                     | 377    | 865    |
| Zubin Potok   | 5                       | 4      | 9      |
| Zveçan        | -                       | -      | -      |
| Kllokot       | -                       | -      | -      |
| Total         | 10,396                  | 9,617  | 20,013 |



Graph. 2 Gender structure in pre-primary education

NUMBER OF PUPILS IN PRIMARY AND LOWER SECONDARY EDUCATION BY MUNICIPALITY 2020/2021



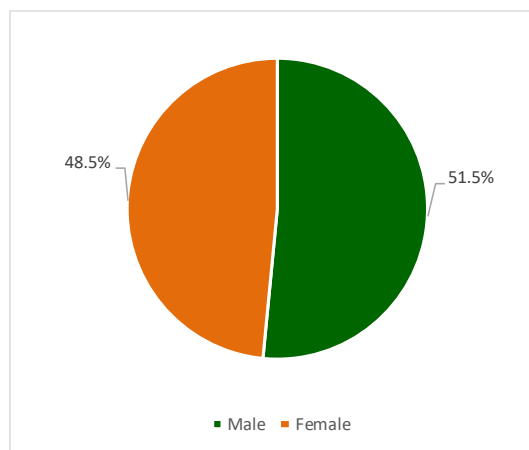


### 2.3. Pupils in primary - lower secondary education

This level of education includes compulsory 9-year education that corresponds to ISCED levels 1 and 2.

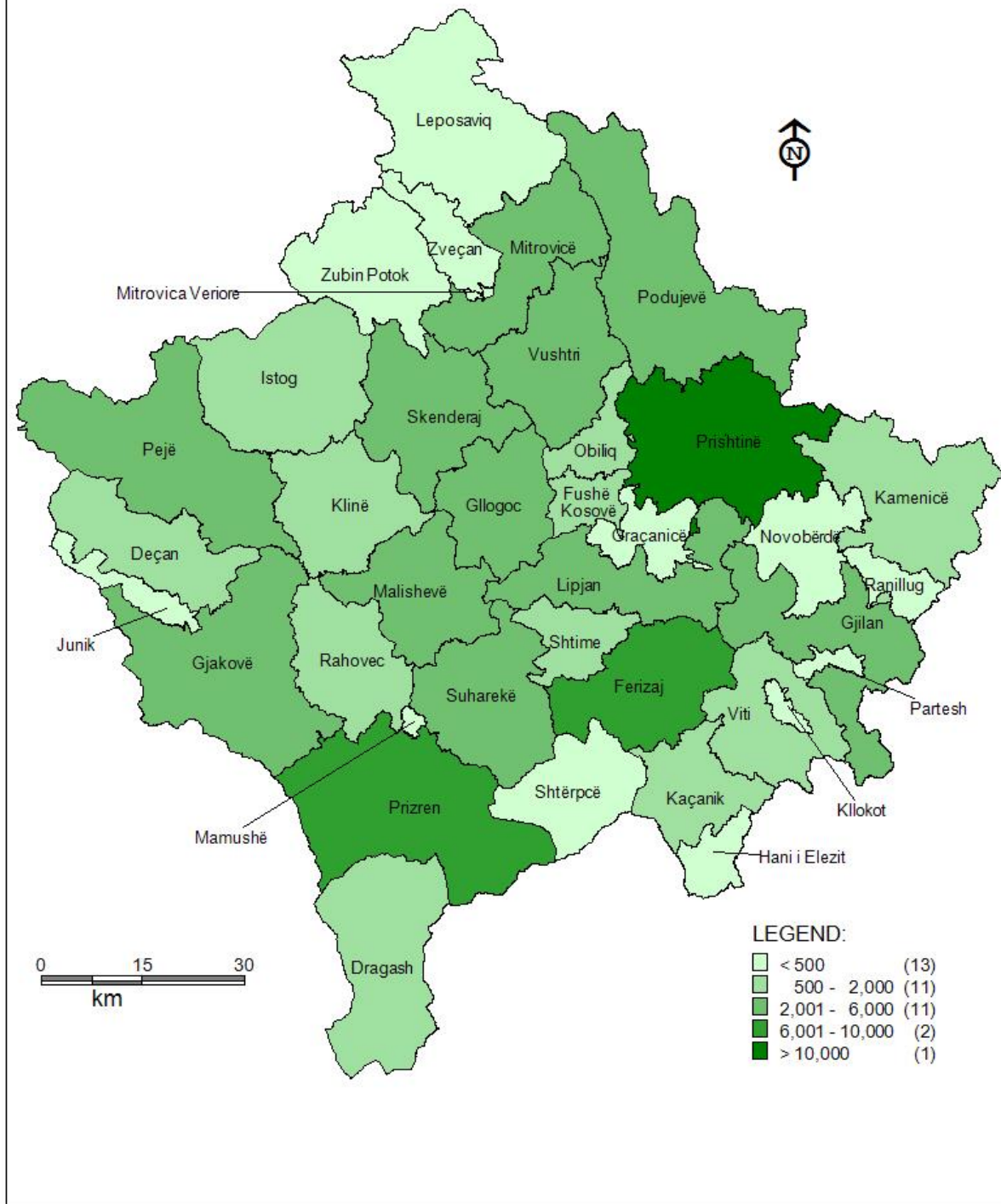
Table 3. The number of pupils in primary- lower secondary education

| Municipality  | Number of pupils in primary and lower secondary education |         |         |
|---------------|---|---------|---------|
|               | Male  | Female  | Total   |
| Deçan         | 1,984   | 1,813   | 3,797   |
| Dragash       | 1,329   | 1,239   | 2,568   |
| Ferizaj       | 7,869   | 7,542   | 15,411  |
| Fushë Kosovë  | 3,806   | 3,549   | 7,355   |
| Gjakovë       | 5,826   | 5,196   | 11,022  |
| Gjilan        | 5,440   | 5,188   | 10,628  |
| Glogovc       | 4,265   | 3,967   | 8,232   |
| Hani i Elezit | 723   | 644     | 1,367   |
| Istog         | 2,491   | 2,326   | 4,817   |
| Junik         | 273   | 232     | 505     |
| Kaçanik       | 2,255   | 2,111   | 4,366   |
| Kamenicë      | 1,354   | 1,333   | 2,687   |
| Klinë         | 2,705   | 2,621   | 5,326   |
| Leposaviq     | 11  | 5       | 16      |
| Lipjan        | 4,427   | 4,111   | 8,538   |
| Malishevë     | 4,263   | 4,014   | 8,277   |
| Mamushë       | 332   | 332     | 664     |
| Mitrovicë     | 5,258   | 5,101   | 10,359  |
| Novobërdë     | 240   | 224     | 464     |
| Obiliq        | 1,546   | 1,440   | 2,986   |
| Pejë          | 6,230   | 5,895   | 12,125  |
| Podujevë      | 6,106   | 5,807   | 11,913  |
| Prishtinë     | 15,208  | 14,563  | 29,771  |
| Prizren       | 10,716  | 9,970   | 20,686  |
| Rahovec       | 3,425   | 3,268   | 6,693   |
| Shtërpcë      | 180   | 199     | 379     |
| Shtime        | 1,960   | 1,808   | 3,768   |
| Skënderaj     | 3,430   | 3,096   | 6,526   |
| Suharekë      | 3,862   | 3,504   | 7,366   |
| Viti          | 2,762   | 2,726   | 5,488   |
| Vushtrri      | 4,959   | 4,587   | 9,546   |
| Zubin Potok   | 54  | 38      | 92      |
| Zveçan        | 35  | 31      | 66      |
| Klllokot      | 53  | 51      | 104     |
| Total         | 115,377   | 108,531 | 223,908 |



Graph. 3. Gender structure in primary-lower secondary education

NUMBER OF PUPILS IN PUBLIC UPPER SECONDARY EDUCATION BY MUNICIPALITY 2020/2021

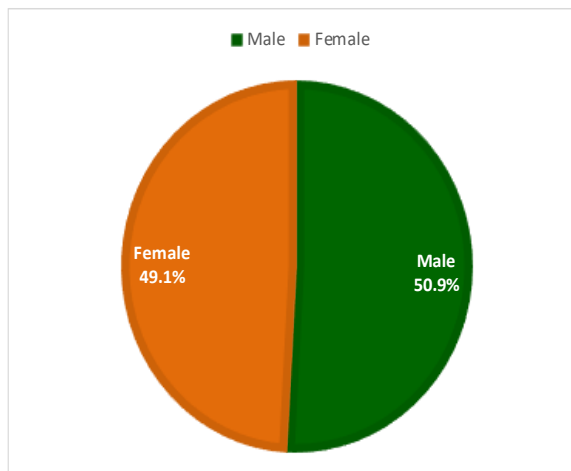


## 2.4. Pupils in upper secondary education

The level of upper secondary education includes level three (3) according to ISCED and is organized in gymnasiums and vocational schools.

Table 4. The number of pupils in upper secondary education

| Municipality  | Number of pupils in upper secondary education |        |        |
|---------------|---|--------|--------|
|               | Male  | Female | Total  |
| Deçan         | 556   | 507    | 1,063  |
| Dragash       | 250   | 275    | 525    |
| Ferizaj       | 2,945   | 3,073  | 6,018  |
| Fushë Kosovë  | 754   | 774    | 1,528  |
| Gjakovë       | 2,031   | 1,827  | 3,858  |
| Gjilan        | 2,082   | 2,326  | 4,408  |
| Glllogovc     | 1,272   | 1,215  | 2,487  |
| Hani i Elezit | 135   | 168    | 303    |
| Istog         | 761   | 674    | 1,435  |
| Junik         | 89  | 101    | 190    |
| Kaçanik       | 657   | 506    | 1,163  |
| Kamenicë      | 536   | 399    | 935    |
| Klinë         | 728   | 718    | 1,446  |
| Leposaviq     | -   | -      | -      |
| Lipjan        | 1,342   | 1,243  | 2,585  |
| Malishevë     | 1,084   | 1,184  | 2,268  |
| Mamushë       | 99  | 68     | 167    |
| Mitrovicë     | 1,873   | 2,013  | 3,886  |
| Novobërdë     | 22  | 20     | 42     |
| Obiliq        | 382   | 321    | 703    |
| Pejë          | 1,986   | 1,923  | 3,909  |
| Podujevë      | 1,943   | 1,920  | 3,863  |
| Prishtinë     | 4,992   | 5,028  | 10,020 |
| Prizren       | 3,331   | 3,172  | 6,503  |
| Rahovec       | 871   | 749    | 1,620  |
| Shtërpcë      | 70  | 50     | 120    |
| Shtime        | 605   | 547    | 1,152  |
| Skënderaj     | 1,132   | 930    | 2,062  |
| Suharekë      | 1,089   | 999    | 2,088  |
| Viti          | 913   | 803    | 1,716  |
| Vushtrri      | 1,462   | 1,217  | 2,679  |
| Zubin Potok   | -   | -      | -      |
| Zveçan        | -   | -      | -      |
| Klllokot      | -   | -      | -      |
| Total         | 35,992  | 34,750 | 70,742 |



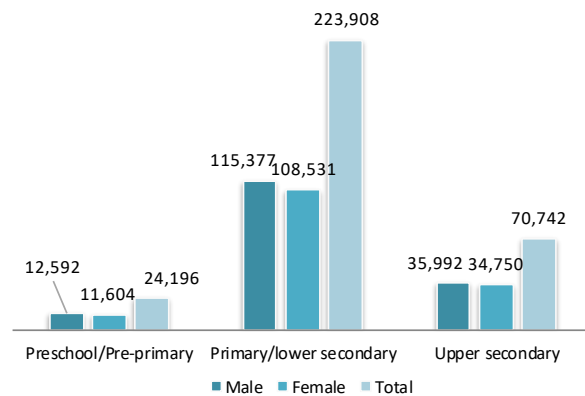
Graph. 4. Gender structure in upper secondary education

## 2.5. The number of pupils in pre-university institutions at all levels

The number of pupils by gender in municipalities, at all levels of pre-university education.

Table 5. The number of pupils in public pre-university institutions

| Municipality  | Number of pupils at all levels |         |         |
|---------------|--------------------------------|---------|---------|
|               | Male                           | Female  | Total   |
| Deçan         | 2,770                          | 2,529   | 5,299   |
| Dragash       | 1,705                          | 1,666   | 3,371   |
| Ferizaj       | 11,660                         | 11,373  | 23,033  |
| Fushë Kosovë  | 4,702                          | 4,456   | 9,158   |
| Gjakovë       | 8,556                          | 7,672   | 16,228  |
| Gjilan        | 8,293                          | 8,182   | 16,475  |
| Glllogovc     | 6,044                          | 5,646   | 11,690  |
| Hani i Elezit | 932                            | 876     | 1,808   |
| Istog         | 3,566                          | 3,327   | 6,893   |
| Junik         | 402                            | 372     | 774     |
| Kaçanik       | 3,167                          | 2,835   | 6,002   |
| Kamenicë      | 2,060                          | 1,903   | 3,963   |
| Klinë         | 3,733                          | 3,631   | 7,364   |
| Leposaviq     | 11                             | 5       | 16      |
| Lipjan        | 6,254                          | 5,801   | 12,055  |
| Malishevë     | 5,827                          | 5,611   | 11,438  |
| Mamushë       | 467                            | 433     | 900     |
| Mitrovicë     | 7,734                          | 7,710   | 15,444  |
| Novobërdë     | 280                            | 277     | 557     |
| Obiliq        | 2,107                          | 1,937   | 4,044   |
| Pejë          | 8,895                          | 8,462   | 17,357  |
| Podujevë      | 8,616                          | 8,257   | 16,873  |
| Prishtinë     | 22,101                         | 21,391  | 43,492  |
| Prizren       | 14,981                         | 13,973  | 28,954  |
| Rahovec       | 4,717                          | 4,372   | 9,089   |
| Shtërpcë      | 277                            | 266     | 543     |
| Shtime        | 2,800                          | 2,543   | 5,343   |
| Skënderaj     | 4,901                          | 4,358   | 9,259   |
| Suharekë      | 5,341                          | 4,862   | 10,203  |
| Viti          | 3,936                          | 3,810   | 7,746   |
| Vushtrri      | 6,979                          | 6,225   | 13,204  |
| Zubin Potok   | 59                             | 42      | 101     |
| Zveçan        | 35                             | 31      | 66      |
| Kllokot       | 53                             | 51      | 104     |
| Total         | 163,961                        | 154,885 | 318,846 |



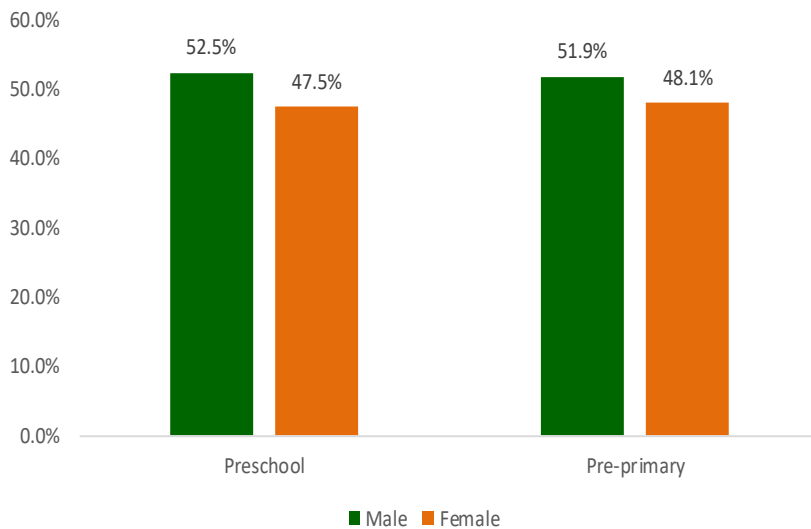
Graph. 5. The number of pupils by level

## 2.6. The number of children in preschool and pre-primary by age group

Table 6. Children by age group and gender

| Age group                           | Male   | Female | Total  | % Female |
|-------------------------------------|--------|--------|--------|----------|
| Group 1-2                           | 348    | 307    | 655    | 46.9     |
| Group 2-3                           | 406    | 404    | 810    | 49.9     |
| Group 3-4                           | 778    | 678    | 1,456  | 46.6     |
| Group 4-5                           | 664    | 598    | 1,262  | 47.4     |
| Group 5-6 - Preschool(Kindergarten) | 548    | 508    | 1,056  | 48.1     |
| Group 5-6 - Pre-primary             | 9,848  | 9,109  | 18,957 | 48.1     |
| Total                               | 12,592 | 11,604 | 24,196 | 48.0     |

According to the data presented in the table, it can be observed that out of 24.196 children at preschool / pre-primary level, 48.0% belong to female gender.

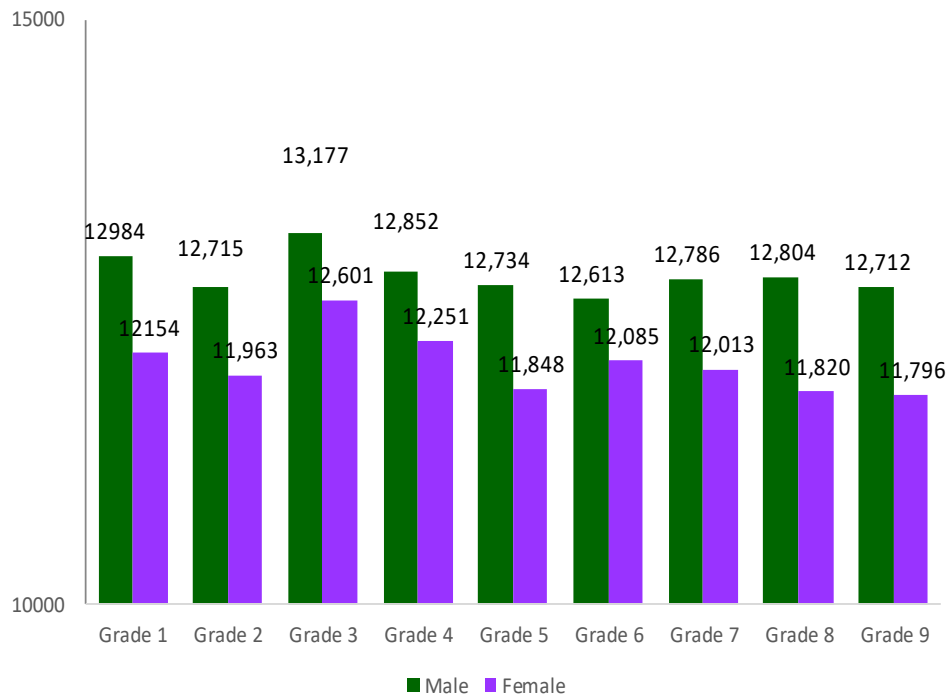


Graph. 6. The number of children in preschool / pre-primary level in%

## 2.7. The number of pupils in primary - lower secondary education by grade

Table 7. The number of pupils by grade

| Municipality  | Number of pupils by grade / class |               |               |               |               |               |               |               |               | Total          |
|---------------|-----------------------------------|---------------|---------------|---------------|---------------|---------------|---------------|---------------|---------------|----------------|
|               | 1                                 | 2             | 3             | 4             | 5             | 6             | 7             | 8             | 9             |                |
| Deçan         | 429                               | 396           | 428           | 444           | 405           | 436           | 413           | 432           | 414           | 3,797          |
| Dragash       | 299                               | 277           | 312           | 293           | 293           | 301           | 269           | 283           | 241           | 2,568          |
| Ferizaj       | 1,704                             | 1,761         | 1,766         | 1,755         | 1,682         | 1,725         | 1,654         | 1,680         | 1,684         | 15,411         |
| Fushë Kosovë  | 938                               | 902           | 974           | 941           | 758           | 767           | 746           | 669           | 660           | 7,355          |
| Gjakovë       | 1,170                             | 1,215         | 1,190         | 1,259         | 1,194         | 1,208         | 1,262         | 1,321         | 1,203         | 11,022         |
| Gjilan        | 1,188                             | 1,077         | 1,294         | 1,138         | 1,176         | 1,197         | 1,144         | 1,158         | 1,256         | 10,628         |
| Glogoc        | 918                               | 904           | 941           | 951           | 894           | 933           | 944           | 865           | 882           | 8,232          |
| Hani i Elezit | 176                               | 138           | 156           | 146           | 146           | 147           | 156           | 148           | 154           | 1,367          |
| Istog         | 478                               | 514           | 541           | 527           | 578           | 535           | 549           | 566           | 529           | 4,817          |
| Junik         | 61                                | 47            | 66            | 53            | 50            | 64            | 57            | 47            | 60            | 505            |
| Kaçanik       | 486                               | 465           | 506           | 491           | 505           | 465           | 490           | 478           | 480           | 4,366          |
| Kamenicë      | 295                               | 293           | 300           | 256           | 308           | 306           | 355           | 311           | 263           | 2,687          |
| Klinë         | 610                               | 534           | 580           | 623           | 574           | 548           | 603           | 636           | 618           | 5,326          |
| Leposaviq     | 3                                 | 2             | 2             | 1             | 1             | 3             | 2             | 1             | 1             | 16             |
| Lipjan        | 1,030                             | 959           | 985           | 995           | 903           | 887           | 940           | 896           | 943           | 8,538          |
| Malishevë     | 871                               | 891           | 960           | 935           | 869           | 969           | 938           | 906           | 938           | 8,277          |
| Mamusha       | 90                                | 56            | 84            | 74            | 76            | 92            | 66            | 65            | 61            | 664            |
| Mitrovicë     | 1,216                             | 1,162         | 1,126         | 1,205         | 1,127         | 1,158         | 1,089         | 1,121         | 1,155         | 10,359         |
| Novobërdë     | 54                                | 50            | 48            | 63            | 60            | 45            | 59            | 43            | 42            | 464            |
| Obiliq        | 312                               | 325           | 360           | 324           | 337           | 359           | 312           | 350           | 307           | 2,986          |
| Pejë          | 1,417                             | 1,344         | 1,353         | 1,313         | 1,282         | 1,391         | 1,331         | 1,397         | 1,297         | 12,125         |
| Podujevë      | 1,239                             | 1,276         | 1,361         | 1,244         | 1,343         | 1,324         | 1,342         | 1,433         | 1,351         | 11,913         |
| Prishtinë     | 3,462                             | 3,348         | 3,399         | 3,302         | 3,289         | 3,287         | 3,330         | 3,220         | 3,134         | 29,771         |
| Prizren       | 2,366                             | 2,332         | 2,433         | 2,300         | 2,338         | 2,266         | 2,270         | 2,183         | 2,198         | 20,686         |
| Rahovec       | 782                               | 723           | 816           | 799           | 713           | 660           | 728           | 766           | 706           | 6,693          |
| Shtërpcë      | 32                                | 39            | 50            | 39            | 36            | 55            | 38            | 43            | 47            | 379            |
| Shtime        | 406                               | 452           | 435           | 417           | 412           | 381           | 429           | 386           | 450           | 3,768          |
| Skënderaj     | 676                               | 739           | 705           | 729           | 719           | 730           | 730           | 732           | 766           | 6,526          |
| Suharekë      | 786                               | 799           | 877           | 857           | 784           | 802           | 826           | 794           | 841           | 7,366          |
| Viti          | 614                               | 548           | 611           | 580           | 617           | 611           | 619           | 590           | 698           | 5,488          |
| Vushtrri      | 1,002                             | 1,082         | 1,097         | 1,023         | 1,085         | 1,004         | 1,076         | 1,070         | 1,107         | 9,546          |
| Zubin Potok   | 13                                | 9             | 7             | 10            | 6             | 9             | 15            | 15            | 8             | 92             |
| Zveçan        | 7                                 | 5             | 6             | 9             | 5             | 17            | 5             | 9             | 3             | 66             |
| Kllokot       | 8                                 | 14            | 9             | 7             | 17            | 16            | 12            | 10            | 11            | 104            |
| <b>Total</b>  | <b>25,138</b>                     | <b>24,678</b> | <b>25,778</b> | <b>25,103</b> | <b>24,582</b> | <b>24,698</b> | <b>24,799</b> | <b>24,624</b> | <b>24,508</b> | <b>223,908</b> |

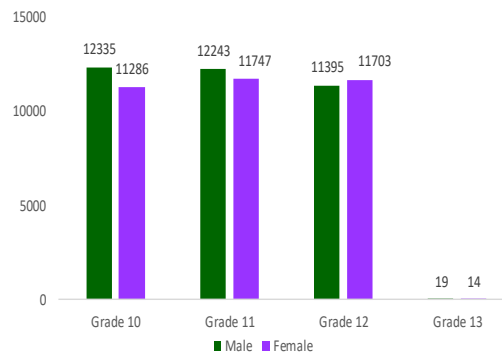


Graph. 7. The number of pupils in primary - lower secondary education by grade

## 2.8. The number of pupils in upper secondary education by grade

Table 8. The number of pupils by grade

| Municipality  | Number of pupils by grade |        |        |    |        |
|---------------|---------------------------|--------|--------|----|--------|
|               | 10                        | 11     | 12     | 13 | Total  |
| Deçan         | 365                       | 380    | 318    | -  | 1,063  |
| Dragash       | 178                       | 164    | 183    | -  | 525    |
| Ferizaj       | 2,047                     | 2,041  | 1,930  | -  | 6,018  |
| Fushë Kosovë  | 523                       | 528    | 477    | -  | 1,528  |
| Gjakovë       | 1,228                     | 1,375  | 1,255  | -  | 3,858  |
| Gjilan        | 1,389                     | 1,522  | 1,497  | -  | 4,408  |
| Glllogovc     | 840                       | 844    | 803    | -  | 2,487  |
| Hani i Elezit | 103                       | 113    | 87     | -  | 303    |
| Istog         | 473                       | 481    | 481    | -  | 1,435  |
| Junik         | 55                        | 72     | 63     | -  | 190    |
| Kaçanik       | 358                       | 358    | 447    | -  | 1,163  |
| Kamenicë      | 269                       | 281    | 352    | 33 | 935    |
| Klinë         | 468                       | 518    | 460    | -  | 1,446  |
| Leposaviq     | -                         | -      | -      | -  | -      |
| Lipjan        | 840                       | 909    | 836    | -  | 2,585  |
| Malishevë     | 926                       | 714    | 628    | -  | 2,268  |
| Mamushë       | 60                        | 51     | 56     | -  | 167    |
| Mitrovicë     | 1,238                     | 1,384  | 1,264  | -  | 3,886  |
| Novobërdë     | 16                        | 11     | 15     | -  | 42     |
| Obiliq        | 237                       | 240    | 226    | -  | 703    |
| Pejë          | 1,312                     | 1,286  | 1,311  | -  | 3,909  |
| Podujevë      | 1,240                     | 1,397  | 1,226  | -  | 3,863  |
| Prishtinë     | 3,450                     | 3,362  | 3,208  | -  | 10,020 |
| Prizren       | 2,170                     | 2,166  | 2,167  | -  | 6,503  |
| Rahovec       | 570                       | 505    | 545    | -  | 1,620  |
| Shtërpcë      | 40                        | 42     | 38     | -  | 120    |
| Shtime        | 395                       | 402    | 355    | -  | 1,152  |
| Skënderaj     | 683                       | 688    | 691    | -  | 2,062  |
| Suharekë      | 683                       | 675    | 730    | -  | 2,088  |
| Viti          | 556                       | 558    | 602    | -  | 1,716  |
| Vushtrri      | 909                       | 923    | 847    | -  | 2,679  |
| Zubin Potok   | -                         | -      | -      | -  | -      |
| Zveçan        | -                         | -      | -      | -  | -      |
| Kllokot       | -                         | -      | -      | -  | -      |
| Gjithsej      | 23,621                    | 23,990 | 23,098 | 33 | 70,742 |



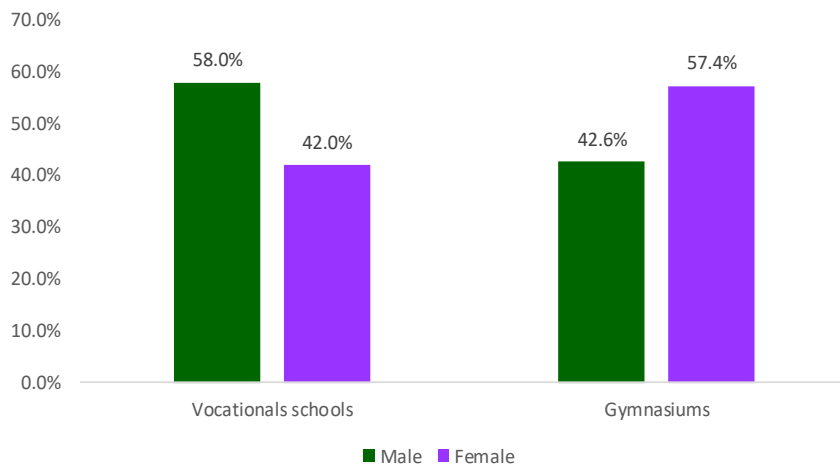
Graph. 8. The number of pupils in upper secondary education by grade



## 2.9. The number of pupils in vocational schools and gymnasiums

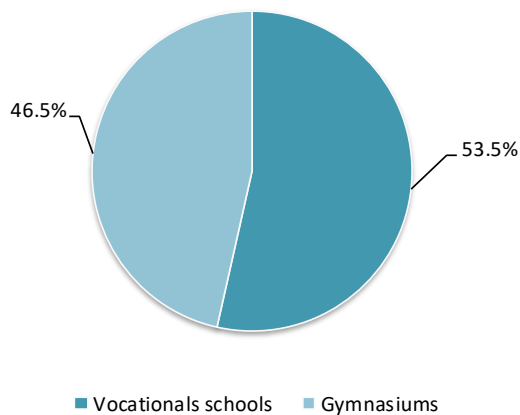
Table 9. The number of pupils in upper secondary education

| Municipality  | Vocational schools |        |        | Gymnasiums |        |        | Total  |        |        |
|---------------|--------------------|--------|--------|------------|--------|--------|--------|--------|--------|
|               | Male               | Female | Total  | Male       | Female | Total  | Male   | Female | Total  |
| Deçan         | 262                | 117    | 379    | 294        | 390    | 684    | 556    | 507    | 1,063  |
| Dragash       | 160                | 196    | 356    | 90         | 79     | 169    | 250    | 275    | 525    |
| Ferizaj       | 1,679              | 1,653  | 3,332  | 1,266      | 1,420  | 2,686  | 2,945  | 3,073  | 6,018  |
| Fushë Kosovë  | 489                | 336    | 825    | 265        | 438    | 703    | 754    | 774    | 1,528  |
| Gjakovë       | 1,281              | 1,061  | 2,342  | 750        | 766    | 1,516  | 2,031  | 1,827  | 3,858  |
| Gjilan        | 1,236              | 1,339  | 2,575  | 846        | 987    | 1,833  | 2,082  | 2,326  | 4,408  |
| Glllogovc     | 856                | 627    | 1,483  | 416        | 588    | 1,004  | 1,272  | 1,215  | 2,487  |
| Hani i Elezit | -                  | -      | -      | 135        | 168    | 303    | 135    | 168    | 303    |
| Istog         | 384                | 186    | 570    | 377        | 488    | 865    | 761    | 674    | 1,435  |
| Junik         | -                  | -      | -      | 89         | 101    | 190    | 89     | 101    | 190    |
| Kaçanik       | 381                | 114    | 495    | 276        | 392    | 668    | 657    | 506    | 1,163  |
| Kamenicë      | 315                | 127    | 442    | 221        | 272    | 493    | 536    | 399    | 935    |
| Klinë         | 492                | 293    | 785    | 236        | 425    | 661    | 728    | 718    | 1,446  |
| Leposaviq     | -                  | -      | -      | -          | -      | -      | -      | -      | -      |
| Lipjan        | 684                | 296    | 980    | 658        | 947    | 1,605  | 1,342  | 1,243  | 2,585  |
| Malishevë     | 452                | 262    | 714    | 632        | 922    | 1,554  | 1,084  | 1,184  | 2,268  |
| Mamushë       | -                  | -      | -      | 99         | 68     | 167    | 99     | 68     | 167    |
| Mitrovicë     | 1,362              | 1,338  | 2,700  | 511        | 675    | 1,186  | 1,873  | 2,013  | 3,886  |
| Novobërdë     | 22                 | 20     | 42     | -          | -      | -      | 22     | 20     | 42     |
| Obiliq        | 284                | 100    | 384    | 98         | 221    | 319    | 382    | 321    | 703    |
| Pejë          | 1,263              | 940    | 2,203  | 723        | 983    | 1,706  | 1,986  | 1,923  | 3,909  |
| Podujevë      | 1,398              | 939    | 2,337  | 545        | 981    | 1,526  | 1,943  | 1,920  | 3,863  |
| Prishtinë     | 2,957              | 1,966  | 4,923  | 2,035      | 3,062  | 5,097  | 4,992  | 5,028  | 10,020 |
| Prizren       | 2,196              | 1,773  | 3,969  | 1,135      | 1,399  | 2,534  | 3,331  | 3,172  | 6,503  |
| Rahovec       | 273                | 192    | 465    | 598        | 557    | 1,155  | 871    | 749    | 1,620  |
| Shtërpçë      | 7                  | 3      | 10     | 63         | 47     | 110    | 70     | 50     | 120    |
| Shtime        | 307                | 195    | 502    | 298        | 352    | 650    | 605    | 547    | 1,152  |
| Skenderaj     | 900                | 540    | 1,440  | 232        | 390    | 622    | 1,132  | 930    | 2,062  |
| Suharekë      | 771                | 444    | 1,215  | 318        | 555    | 873    | 1,089  | 999    | 2,088  |
| Viti          | 434                | 156    | 590    | 479        | 647    | 1,126  | 913    | 803    | 1,716  |
| Vushtrri      | 1,126              | 674    | 1,800  | 336        | 543    | 879    | 1,462  | 1,217  | 2,679  |
| Zubin Potok   | -                  | -      | -      | -          | -      | -      | -      | -      | -      |
| Zveçan        | -                  | -      | -      | -          | -      | -      | -      | -      | -      |
| Klllokot      | -                  | -      | -      | -          | -      | -      | -      | -      | -      |
| Total         | 21,971             | 15,887 | 37,858 | 14,021     | 18,863 | 32,884 | 35,992 | 34,750 | 70,742 |



Graph. 9. The number of pupils in upper secondary education by gender expressed in%

According to the data presented in Graph 9, it can be observed that out of the total number of pupils in gymnasiums, 57.4% are females, while in vocational schools 42.0% are females.



Graph. 10. The number of pupils in vocational schools and gymnasiums expressed in%

## 2.10. The number of pupils in preschool education by ethnicity

Table 10. The number of pupils in preschool education by ethnicity

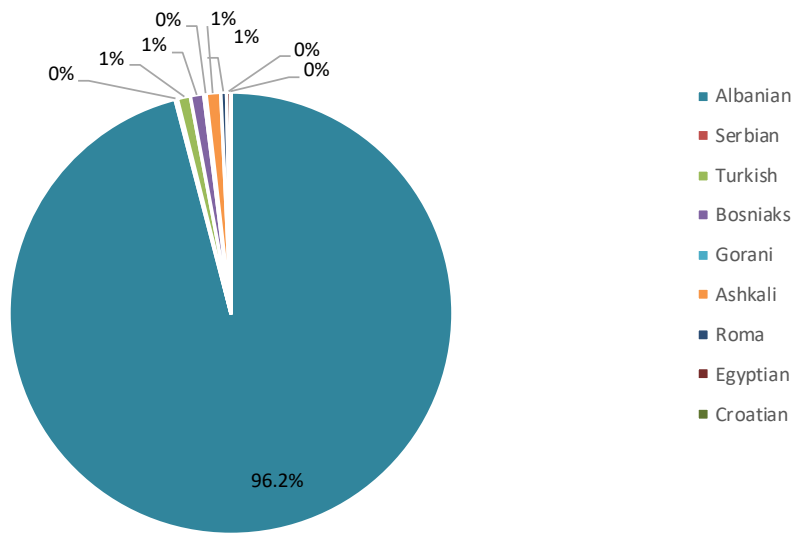
| Municipality  | Ethnic affiliation |         |         |          |         |      |           | Total |
|---------------|--------------------|---------|---------|----------|---------|------|-----------|-------|
|               | Albanian           | Serbian | Turkish | Bosniaks | Ashkali | Roma | Egyptians |       |
| Deçan         | -                  | -       | -       | -        | -       | -    | -         | -     |
| Dragash       | -                  | -       | -       | 3        | -       | -    | -         | 3     |
| Ferizaj       | 154                | -       | -       | -        | -       | -    | -         | 154   |
| Fushë Kosovë  | 134                | -       | -       | -        | -       | -    | -         | 134   |
| Gjakovë       | 357                | -       | -       | -        | 3       | -    | 11        | 371   |
| Gjilan        | 368                | -       | -       | -        | -       | -    | -         | 368   |
| Gllogovc      | 116                | -       | -       | -        | -       | -    | -         | 116   |
| Hani i Elezit | -                  | -       | -       | -        | -       | -    | -         | -     |
| Istog         | 184                | -       | -       | -        | -       | -    | -         | 184   |
| Junik         | 31                 | -       | -       | -        | -       | -    | -         | 31    |
| Kaçanik       | 43                 | -       | -       | -        | -       | -    | -         | 43    |
| Kamenicë      | 65                 | 7       | -       | -        | -       | -    | -         | 72    |
| Klinë         | 87                 | -       | -       | -        | -       | -    | -         | 87    |
| Leposaviq     | -                  | -       | -       | -        | -       | -    | -         | -     |
| Lipjan        | 118                | -       | -       | -        | -       | -    | -         | 118   |
| Malishevë     | 80                 | -       | -       | -        | -       | -    | -         | 80    |
| Mamushë       | -                  | -       | -       | -        | -       | -    | -         | -     |
| Mitrovicë     | 259                | -       | -       | -        | -       | -    | -         | 259   |
| Novobërdë     | -                  | -       | -       | -        | -       | -    | -         | -     |
| Obiliq        | 62                 | -       | -       | -        | -       | -    | -         | 62    |
| Pejë          | 260                | -       | -       | -        | -       | 2    | 2         | 264   |
| Podujevë      | 53                 | -       | -       | -        | -       | -    | -         | 53    |
| Prishtinë     | 1,251              | -       | 6       | -        | -       | -    | -         | 1,257 |
| Prizren       | 69                 | -       | -       | -        | -       | 2    | -         | 71    |
| Rahovec       | 64                 | -       | -       | -        | -       | -    | -         | 64    |
| Shtërpcë      | -                  | -       | -       | -        | -       | -    | -         | -     |
| Shtime        | 53                 | -       | -       | -        | -       | -    | -         | 53    |
| Skënderaj     | 68                 | -       | -       | -        | -       | -    | -         | 68    |
| Suharekë      | 97                 | -       | -       | -        | -       | -    | -         | 97    |
| Viti          | 60                 | -       | -       | -        | -       | -    | -         | 60    |
| Vushtri       | 114                | -       | -       | -        | -       | -    | -         | 114   |
| Zubin Potok   | -                  | -       | -       | -        | -       | -    | -         | -     |
| Zveçan        | -                  | -       | -       | -        | -       | -    | -         | -     |
| Klllokot      | -                  | -       | -       | -        | -       | -    | -         | -     |
| Total         | 4,147              | 7       | 6       | 3        | 3       | 4    | 13        | 4,183 |

## 2.11. The number of children in pre-primary education by ethnicity

Table 11. The number of pupils in pre-primary education by ethnicity

| Municipality  | Ethnic affiliation |         |         |          |        |         |      |          |          |        |
|---------------|--------------------|---------|---------|----------|--------|---------|------|----------|----------|--------|
|               | Albanian           | Serbian | Turkish | Bosniaks | Gorani | Ashkali | Roma | Egyptian | Croatian | Other  |
| Deçan         | 436                | -       | -       | -        | -      | 1       | -    | 2        | -        | 439    |
| Dragash       | 197                | -       | -       | 45       | 33     | -       | -    | -        | -        | 275    |
| Ferizaj       | 1,409              | -       | -       | -        | -      | 39      | 1    | 1        | -        | 1,450  |
| Fushë Kosovë  | 141                | -       | -       | -        | -      | -       | -    | -        | -        | 141    |
| Gjakovë       | 887                | -       | -       | -        | -      | 39      | 12   | 39       | -        | 977    |
| Gjilan        | 1,071              | -       | -       | -        | -      | -       | -    | -        | -        | 1,071  |
| Gllgovc       | 855                | -       | -       | -        | -      | -       | -    | -        | -        | 855    |
| Hani i Elezit | 137                | -       | -       | 1        | -      | -       | -    | -        | -        | 138    |
| Istog         | 417                | -       | -       | 12       | -      | 19      | 8    | 1        | -        | 457    |
| Junik         | 48                 | -       | -       | -        | -      | -       | -    | -        | -        | 48     |
| Kaçanik       | 430                | -       | -       | -        | -      | -       | -    | -        | -        | 430    |
| Kamenicë      | 228                | 34      | -       | -        | -      | -       | 7    | -        | -        | 269    |
| Klinë         | 491                | -       | -       | -        | -      | 8       | 4    | 2        | -        | 505    |
| Leposaviq     | -                  | -       | -       | -        | -      | -       | -    | -        | -        | -      |
| Lipjan        | 776                | -       | -       | -        | -      | 35      | 1    | -        | 2        | 814    |
| Malishevë     | 813                | -       | -       | -        | -      | -       | -    | -        | -        | 813    |
| Mamushë       | 7                  | -       | 62      | -        | -      | -       | -    | -        | -        | 69     |
| Mitrovicë     | 935                | -       | 4       | -        | -      | 1       | -    | -        | -        | 940    |
| Novobërdë     | 51                 | -       | -       | -        | -      | -       | -    | -        | -        | 51     |
| Obiliq        | 274                | -       | -       | -        | -      | 19      | -    | -        | -        | 293    |
| Pejë          | 1,003              | -       | -       | 14       | -      | 3       | 25   | 14       | -        | 1,059  |
| Podujevë      | 1,034              | -       | -       | -        | -      | 10      | -    | -        | -        | 1,044  |
| Prishtinë     | 2,409              | -       | 28      | -        | 1      | 6       | -    | -        | -        | 2,444  |
| Prizren       | 1,442              | -       | 96      | 122      | -      | 7       | 26   | 1        | -        | 1,694  |
| Rahovec       | 704                | -       | -       | -        | -      | 7       | -    | 1        | -        | 712    |
| Shtërpcë      | 44                 | -       | -       | -        | -      | -       | -    | -        | -        | 44     |
| Shtime        | 364                | -       | -       | -        | -      | 6       | -    | -        | -        | 370    |
| Skënderaj     | 603                | -       | -       | -        | -      | -       | -    | -        | -        | 603    |
| Suharekë      | 639                | -       | -       | -        | -      | 13      | -    | -        | -        | 652    |
| Viti          | 482                | -       | -       | -        | -      | -       | -    | -        | -        | 482    |
| Vushtri       | 865                | -       | -       | -        | -      | -       | -    | -        | -        | 865    |
| Zubin Potok   | 9                  | -       | -       | -        | -      | -       | -    | -        | -        | 9      |
| Zveçan        | -                  | -       | -       | -        | -      | -       | -    | -        | -        | -      |
| Kllokot       | -                  | -       | -       | -        | -      | -       | -    | -        | -        | -      |
| Total         | 19,201             | 34      | 190     | 194      | 34     | 213     | 84   | 61       | 2        | 20,013 |

According to the data presented in the table, of the total number of children in pre-primary education, 96.2% are Albanian, while 3.8% belong to other ethnic groups.



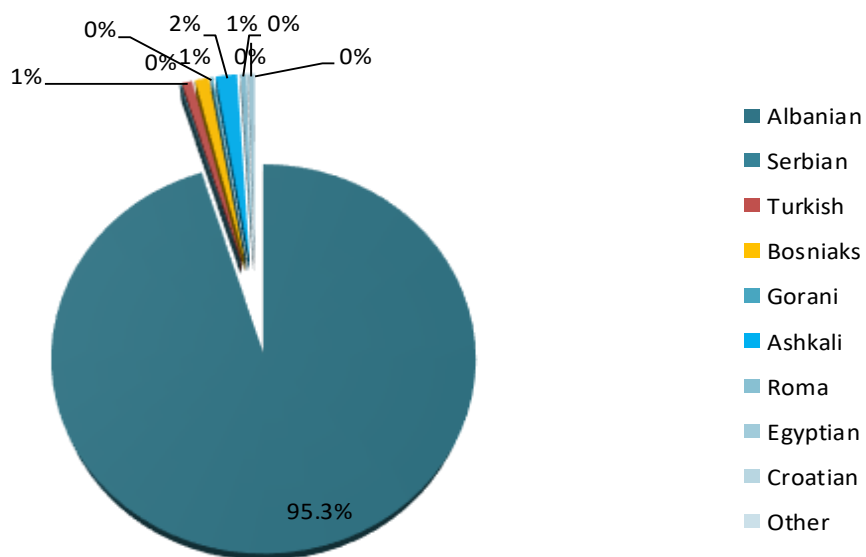
Graph. 11. The number of children in pre-primary education by ethnicity in%

## 2.12. The number of pupils in primary and lower secondary education by ethnicity

Table 12. The number of pupils in primary and lower secondary education by ethnicity

| Municipality  | Ethnic affiliation |         |         |          |        |         |       |          |          |       | Total   |
|---------------|--------------------|---------|---------|----------|--------|---------|-------|----------|----------|-------|---------|
|               | Albanian           | Serbian | Turkish | Bosniaks | Gorani | Ashkali | Roma  | Egyptian | Croatian | Other |         |
| Deçan         | 3,733              | -       | -       | 3        | -      | 32      | 9     | 20       | -        | -     | 3,797   |
| Dragash       | 1,827              | -       | -       | 372      | 369    | -       | -     | -        | -        | -     | 2,568   |
| Ferizaj       | 14,695             | -       | 1       | -        | 3      | 700     | 11    | -        | -        | 1     | 15,411  |
| Fushë Kosovë  | 6,687              | -       | 6       | 2        | 1      | 609     | 9     | 40       | -        | 1     | 7,355   |
| Gjakovë       | 9,573              | -       | -       | 2        | 5      | 699     | 201   | 542      | -        | -     | 11,022  |
| Gjilan        | 10,595             | -       | 29      | -        | 3      | -       | -     | -        | -        | 1     | 10,628  |
| Glogovc       | 8,232              | -       | -       | -        | -      | -       | -     | -        | -        | -     | 8,232   |
| Hani i Elezit | 1,362              | -       | -       | 5        | -      | -       | -     | -        | -        | -     | 1,367   |
| Istog         | 4,338              | -       | -       | 133      | -      | 109     | 44    | 193      | -        | -     | 4,817   |
| Junik         | 505                | -       | -       | -        | -      | -       | -     | -        | -        | -     | 505     |
| Kaçanik       | 4,366              | -       | -       | -        | -      | -       | -     | -        | -        | -     | 4,366   |
| Kamenicë      | 2,334              | 229     | -       | -        | 1      | -       | 123   | -        | -        | -     | 2,687   |
| Klinë         | 5,113              | -       | -       | -        | -      | 133     | 55    | 25       | -        | -     | 5,326   |
| Leposaviq     | 16                 | -       | -       | -        | -      | -       | -     | -        | -        | -     | 16      |
| Lipjan        | 8,084              | -       | -       | -        | -      | 404     | 29    | 1        | 20       | -     | 8,538   |
| Malishevë     | 8,275              | -       | -       | -        | -      | -       | -     | -        | -        | -     | 8,275   |
| Mamushë       | 52                 | -       | 612     | -        | -      | -       | -     | -        | -        | -     | 664     |
| Mitrovicë     | 10,281             | -       | 7       | 13       | -      | 58      | -     | -        | -        | -     | 10,359  |
| Novobërdë     | 464                | -       | -       | -        | -      | -       | -     | -        | -        | -     | 464     |
| Obiliq        | 2,832              | -       | -       | 1        | -      | 151     | 2     | -        | -        | -     | 2,986   |
| Pejë          | 11,235             | -       | 1       | 344      | 1      | 88      | 190   | 265      | -        | 1     | 12,125  |
| Podujevë      | 11,757             | -       | -       | -        | -      | 154     | 2     | -        | -        | -     | 11,913  |
| Prishtinë     | 29,500             | -       | 167     | 15       | 2      | 75      | 11    | 1        | -        | -     | 29,771  |
| Prizren       | 17,559             | -       | 958     | 1,537    | 1      | 257     | 357   | 16       | -        | 1     | 20,686  |
| Rahovec       | 6,593              | -       | -       | -        | -      | 56      | 24    | 20       | -        | -     | 6,693   |
| Shtërpcë      | 379                | -       | -       | -        | -      | -       | -     | -        | -        | -     | 379     |
| Shtime        | 3,654              | -       | -       | -        | -      | 114     | -     | -        | -        | -     | 3,768   |
| Skënderaj     | 6,522              | -       | -       | -        | -      | 4       | -     | -        | -        | -     | 6,526   |
| Suharekë      | 7,268              | -       | -       | -        | -      | 98      | -     | -        | -        | -     | 7,366   |
| Viti          | 5,482              | -       | -       | -        | -      | 5       | -     | -        | -        | -     | 5,487   |
| Vushtrri      | 9,537              | -       | -       | -        | -      | 9       | -     | -        | -        | -     | 9,546   |
| Zubin Potok   | 92                 | -       | -       | -        | -      | -       | -     | -        | -        | -     | 92      |
| Zveçan        | 66                 | -       | -       | -        | -      | -       | -     | -        | -        | -     | 66      |
| Klllokot      | 104                | -       | -       | -        | -      | -       | -     | -        | -        | -     | 104     |
| Total         | 213,112            | 229     | 1,781   | 2,427    | 386    | 3,755   | 1,067 | 1,123    | 20       | 5     | 223,905 |

According to the data in this table, out of the total number of pupils included in primary and lower secondary education, 95.3% are Albanian, while 4.7% belong to other ethnic groups.



Graph. 12. The number of pupils in primary and lower secondary education by ethnicity in%

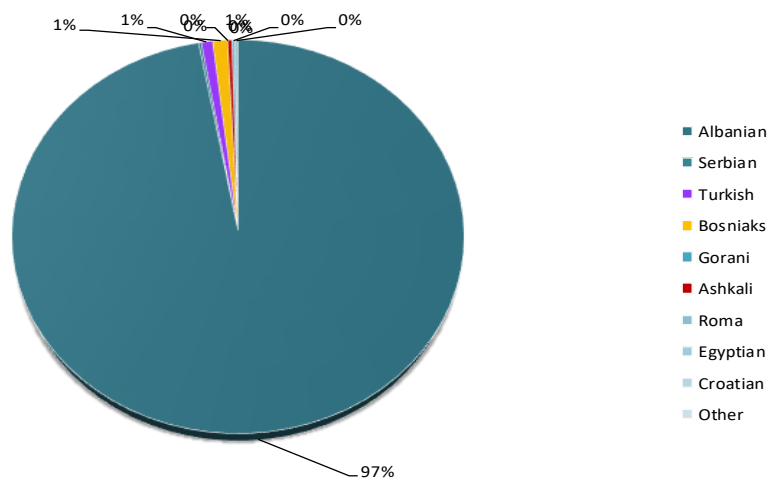
### 2.13. The number of pupils in upper secondary education by ethnicity

Table 13. The number of pupils in upper secondary education by ethnicity

| Municipality  | Ethnic affiliation |            |            |            |          |            |            |            |          |          | Total         |
|---------------|--------------------|------------|------------|------------|----------|------------|------------|------------|----------|----------|---------------|
|               | Albanian           | Serbian    | Turkish    | Bosniaks   | Gorani   | Ashkali    | Roma       | Egyptian   | Croatian | Other    |               |
| Deçan         | 1,056              | -          | -          | -          | -        | -          | -          | 7          | -        | -        | 1,063         |
| Dragash       | 470                | -          | -          | 55         | -        | -          | -          | -          | -        | -        | 525           |
| Ferizaj       | 5,927              | -          | -          | -          | -        | 91         | -          | -          | -        | -        | 6,018         |
| Fushë Kosovë  | 1,483              | -          | -          | -          | -        | 36         | -          | 6          | -        | 3        | 1,528         |
| Gjakovë       | 3,717              | -          | -          | -          | 1        | 5          | 91         | 44         | -        | -        | 3,858         |
| Gjilan        | 4,396              | -          | 12         | -          | -        | -          | -          | -          | -        | -        | 4,408         |
| Glogovac      | 2,487              | -          | -          | -          | -        | -          | -          | -          | -        | -        | 2,487         |
| Hani i Elezit | 303                | -          | -          | -          | -        | -          | -          | -          | -        | -        | 303           |
| Istog         | 1,393              | -          | -          | -          | -        | 1          | -          | 39         | -        | 2        | 1,435         |
| Junik         | 190                | -          | -          | -          | -        | -          | -          | -          | -        | -        | 190           |
| Kaçanik       | 1,163              | -          | -          | -          | -        | -          | -          | -          | -        | -        | 1,163         |
| Kamenicë      | 756                | 148        | -          | -          | 1        | -          | 30         | -          | -        | -        | 935           |
| Klinë         | 1,418              | -          | -          | -          | -        | 11         | 4          | 13         | -        | -        | 1,446         |
| Leposaviq     | -                  | -          | -          | -          | -        | -          | -          | -          | -        | -        | -             |
| Lipjan        | 2,546              | -          | -          | -          | -        | 37         | -          | 1          | 1        | -        | 2,585         |
| Malishevë     | 2,266              | -          | -          | -          | -        | 2          | -          | -          | -        | -        | 2,268         |
| Mamushë       | -                  | -          | 167        | -          | -        | -          | -          | -          | -        | -        | 167           |
| Mitrovicë     | 3,878              | -          | -          | 8          | -        | -          | -          | -          | -        | -        | 3,886         |
| Novobërdë     | 42                 | -          | -          | -          | -        | -          | -          | -          | -        | -        | 42            |
| Obiliq        | 699                | -          | -          | -          | -        | 4          | -          | -          | -        | -        | 703           |
| Pejë          | 3,736              | -          | -          | 133        | 2        | 1          | 9          | 27         | -        | 1        | 3,909         |
| Podujevë      | 3,847              | -          | -          | -          | -        | 10         | 6          | -          | -        | -        | 3,863         |
| Prishtinë     | 9,957              | -          | 52         | 9          | -        | 2          | -          | -          | -        | -        | 10,020        |
| Prizren       | 5,556              | -          | 356        | 559        | 2        | -          | 30         | -          | -        | -        | 6,503         |
| Rahovec       | 1,616              | -          | -          | -          | -        | 2          | -          | 2          | -        | -        | 1,620         |
| Shtërpcë      | 120                | -          | -          | -          | -        | -          | -          | -          | -        | -        | 120           |
| Shtime        | 1,130              | -          | -          | -          | -        | 22         | -          | -          | -        | -        | 1,152         |
| Skënderaj     | 2,062              | -          | -          | -          | -        | -          | -          | -          | -        | -        | 2,062         |
| Suharekë      | 2,088              | -          | -          | -          | -        | -          | -          | -          | -        | -        | 2,088         |
| Viti          | 1,716              | -          | -          | -          | -        | -          | -          | -          | -        | -        | 1,716         |
| Vushtrri      | 2,679              | -          | -          | -          | -        | -          | -          | -          | -        | -        | 2,679         |
| Zubin Potok   | -                  | -          | -          | -          | -        | -          | -          | -          | -        | -        | -             |
| Zveçan        | -                  | -          | -          | -          | -        | -          | -          | -          | -        | -        | -             |
| Kllokot       | -                  | -          | -          | -          | -        | -          | -          | -          | -        | -        | -             |
| <b>Total</b>  | <b>68,697</b>      | <b>148</b> | <b>587</b> | <b>764</b> | <b>6</b> | <b>224</b> | <b>170</b> | <b>139</b> | <b>1</b> | <b>6</b> | <b>70,742</b> |

This table shows the inclusion of pupils in upper secondary education, where 97.0% are Albanian, while 3.0% belong to other ethnic groups.



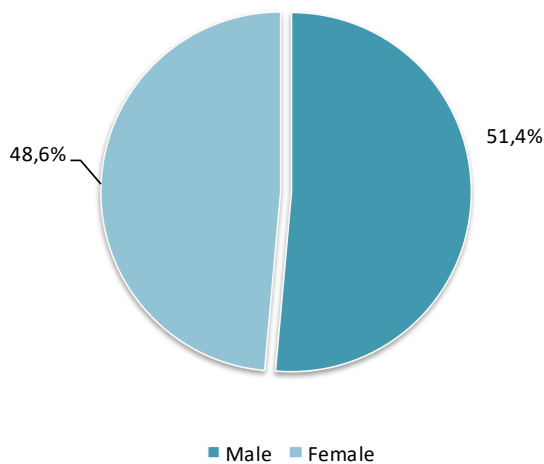


Graph. 13. The number of pupils in upper secondary education by ethnicity in%

## 2.14. The number of pupils by age / grade

Table 14. The number of pupils by age / grade and gender

| Age group / grade (class)            | Total pupils |         |         |
|--------------------------------------|--------------|---------|---------|
|                                      | Male         | Female  | Total   |
| Group 1-2                            | 348          | 307     | 655     |
| Group 2-3                            | 406          | 404     | 810     |
| Group 3-4                            | 778          | 678     | 1,456   |
| Group 4-5                            | 664          | 598     | 1,262   |
| Group 5-6 – Preschool (Kindergarten) | 548          | 508     | 1,056   |
| Group 5 - 6 - Pre-primary            | 9,848        | 9,109   | 18,957  |
| Grade 1                              | 12,984       | 12,154  | 25,138  |
| Grade 2                              | 12,715       | 11,963  | 24,678  |
| Grade 3                              | 13,177       | 12,601  | 25,778  |
| Grade 4                              | 12,852       | 12,251  | 25,103  |
| Grade 5                              | 12,734       | 11,848  | 24,582  |
| Grade 6                              | 12,613       | 12,085  | 24,698  |
| Grade 7                              | 12,786       | 12,013  | 24,799  |
| Grade 8                              | 12,804       | 11,820  | 24,624  |
| Grade 9                              | 12,712       | 11,796  | 24,508  |
| Grade 10                             | 12,335       | 11,286  | 23,621  |
| Grade 11                             | 12,243       | 11,747  | 23,990  |
| Grade 12                             | 11,395       | 11,703  | 23,098  |
| Grade 13                             | 19           | 14      | 33      |
| Total                                | 163,961      | 154,885 | 318,846 |



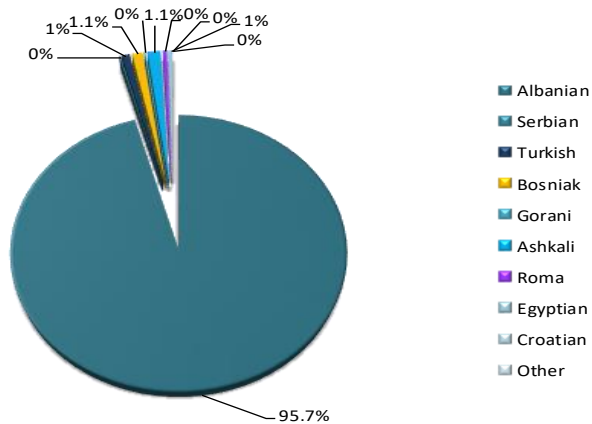
Graph. 14. Gender structure in pre-university education

## 2.15. The number of pupils by ethnicity

Table 15. The number of pupils by age group / grade and ethnicity

| Age / grade (class)                | Number of children / pupils by ethnicity |         |         |         |        |         |       |          |          |       | Total   |
|------------------------------------|--|---------|---------|---------|--------|---------|-------|----------|----------|-------|---------|
|                                    | Albanian                                 | Serbian | Turkish | Bosniak | Gorani | Ashkali | Roma  | Egyptian | Croatian | Other |         |
| Gr. 1-2                            | 655                                      | -       | -       | -       | -      | -       | -     | -        | -        | -     | 655     |
| Gr. 2-3                            | 810                                      | -       | -       | -       | -      | -       | -     | -        | -        | -     | 810     |
| Gr. 3-4                            | 1,440                                    | -       | -       | -       | -      | 3       | 4     | 9        | -        | -     | 1,456   |
| Gr. 4-5                            | 1,242                                    | 7       | 6       | 3       | -      | -       | -     | 4        | -        | -     | 1,262   |
| Group 5-6 preschool - kindergarten | 1,042                                    | 2       | -       | -       | -      | 1       | 3     | 8        | -        | -     | 1,056   |
| Group 5-6 preprimary               | 18,159                                   | 32      | 190     | 194     | 34     | 212     | 81    | 53       | 2        | -     | 18,957  |
| Grade 1                            | 23,874                                   | 33      | 224     | 259     | 43     | 436     | 139   | 126      | 2        | 2     | 25,138  |
| Grade 2                            | 23,425                                   | 27      | 163     | 272     | 42     | 485     | 154   | 108      | 2        | -     | 24,678  |
| Grade 3                            | 24,486                                   | 28      | 211     | 248     | 46     | 478     | 126   | 152      | 2        | 1     | 25,778  |
| Grade 4                            | 23,852                                   | 22      | 170     | 260     | 55     | 458     | 131   | 151      | 4        | -     | 25,103  |
| Grade 5                            | 23,241                                   | 29      | 215     | 279     | 54     | 492     | 130   | 142      | -        | -     | 24,582  |
| Grade 6                            | 23,511                                   | 31      | 240     | 250     | 49     | 400     | 97    | 115      | 4        | 1     | 24,698  |
| Grade 7                            | 23,704                                   | 27      | 184     | 283     | 41     | 338     | 118   | 103      | 1        | -     | 24,799  |
| Grade 8                            | 23,439                                   | 32      | 181     | 322     | 52     | 360     | 97    | 135      | 5        | 1     | 24,624  |
| Grade 9                            | 23,580                                   | -       | 193     | 254     | 4      | 308     | 78    | 91       | -        | -     | 24,508  |
| Grade 10                           | 22,935                                   | 40      | 196     | 254     | 1      | 66      | 71    | 55       | -        | 3     | 23,621  |
| Grade 11                           | 23,326                                   | 38      | 170     | 266     | 3      | 90      | 53    | 41       | 1        | 2     | 23,990  |
| Grade 12                           | 22,436                                   | 42      | 221     | 244     | 1      | 68      | 42    | 43       | -        | 1     | 23,098  |
| Grade 13                           | -  | 28      | -       | -       | 1      | -       | 4     | -        | -        | -     | 33      |
| Total                              | 305,157                                  | 418     | 2,564   | 3,388   | 426    | 4,195   | 1,328 | 1,336    | 23       | 11    | 318,846 |

From the data presented in the table it can be observed that 95.7% of children / pupils in educational institutions are Albanian, while 4.3% belong to other ethnic groups.



Graph. 15. Ethnic structure in pre-university education

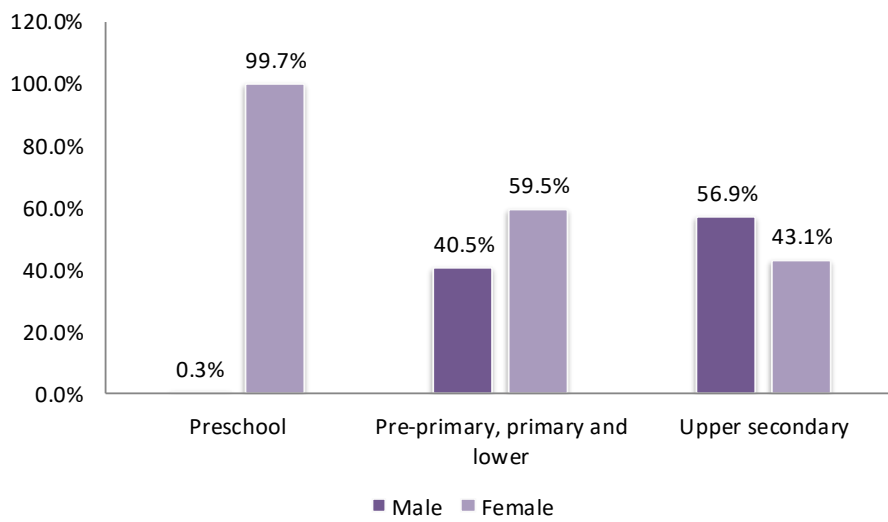
### 3. Educational staff

Educational staff includes: teachers, administrative staff and support staff.

#### 1.1 Teachers

Table 16. Teachers by level

| Municipality  | Preschool |        |       | Pre-primary, primary and lower secondary |        |        | Upper secondary |        |       |
|---------------|-----------|--------|-------|--|--------|--------|-----------------|--------|-------|
|               | Male      | Female | Total | Male                                     | Female | Total  | Male            | Female | Total |
| Deçan         | -         | -      | -     | 150                                      | 201    | 351    | 48              | 32     | 80    |
| Dragash       | -         | -      | -     | 245                                      | 61     | 306    | 47              | 10     | 57    |
| Ferizaj       | -         | 26     | 26    | 386                                      | 693    | 1,079  | 210             | 187    | 397   |
| Fushë Kosovë  | -         | 21     | 21    | 63                                       | 247    | 310    | 30              | 37     | 67    |
| Gjakovë       | -         | 47     | 47    | 291                                      | 607    | 898    | 97              | 167    | 264   |
| Gjilan        | -         | 46     | 46    | 360                                      | 603    | 963    | 233             | 143    | 376   |
| Glllogoc      | -         | 17     | 17    | 243                                      | 327    | 570    | 113             | 59     | 172   |
| Hani i Elezit | -         | -      | -     | 40                                       | 48     | 88     | 13              | 9      | 22    |
| Istog         | -         | 22     | 22    | 133                                      | 237    | 370    | 66              | 39     | 105   |
| Junik         | -         | -      | -     | 17                                       | 36     | 53     | 12              | 4      | 16    |
| Kaçanik       | -         | 9      | 9     | 196                                      | 162    | 358    | 55              | 34     | 89    |
| Kamenicë      | -         | 7      | 7     | 231                                      | 162    | 393    | 56              | 11     | 67    |
| Klinë         | -         | 7      | 7     | 204                                      | 205    | 409    | 89              | 28     | 117   |
| Leposaviq     | -         | -      | -     | 9  | 7      | 16     | -               | -      | -     |
| Lipjan        | -         | 19     | 19    | 316                                      | 362    | 678    | 69              | 52     | 121   |
| Malishevë     | -         | -      | -     | 465                                      | 317    | 782    | 138             | 36     | 174   |
| Mamushë       | -         | 3      | 3     | 20                                       | 27     | 47     | 5               | 3      | 8     |
| Mitrovicë     | -         | 32     | 32    | 222                                      | 536    | 758    | 138             | 144    | 282   |
| Novobërdë     | -         | -      | -     | 21                                       | 33     | 54     | 3               | 4      | 7     |
| Obiliq        | -         | 9      | 9     | 69                                       | 183    | 252    | 33              | 28     | 61    |
| Pejë          | -         | 39     | 39    | 268                                      | 692    | 960    | 222             | 168    | 390   |
| Podujevë      | -         | 8      | 8     | 398                                      | 512    | 910    | 156             | 83     | 239   |
| Prishtinë     | 1         | 214    | 215   | 368                                      | 1,357  | 1,725  | 262             | 437    | 699   |
| Prizren       | -         | -      | -     | 725                                      | 1,002  | 1,727  | 286             | 230    | 516   |
| Rahovec       | -         | 4      | 4     | 318                                      | 253    | 571    | 82              | 36     | 118   |
| Shtërpcë      | -         | -      | -     | 42                                       | 31     | 73     | 8               | 3      | 11    |
| Shtime        | -         | 6      | 6     | 140                                      | 147    | 287    | 63              | 36     | 99    |
| Skënderaj     | -         | 11     | 11    | 270                                      | 221    | 491    | 96              | 56     | 152   |
| Suharekë      | -         | 10     | 10    | 273                                      | 350    | 623    | 106             | 70     | 176   |
| Viti          | -         | 8      | 8     | 277                                      | 306    | 583    | 100             | 48     | 148   |
| Vushtrri      | 1         | 21     | 22    | 245                                      | 371    | 616    | 140             | 62     | 202   |
| Zubin Potok   | -         | -      | -     | 2  | 10     | 12     | -               | -      | -     |
| Zveçan        | -         | -      | -     | 9  | 16     | 25     | -               | -      | -     |
| Kllokot       | -         | -      | -     | 4  | 11     | 15     | -               | -      | -     |
| Total         | 2         | 586    | 588   | 7,020                                    | 10,333 | 17,353 | 2,976           | 2,256  | 5,232 |

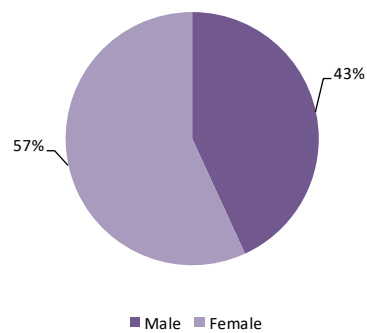


Graph. 16. Teachers by level in%

### 3.1.1 Teachers by municipality

Table 17. Teachers by gender

| Municipality  | Teachers at all levels |        |        |
|---------------|------------------------|--------|--------|
|               | Male                   | Female | Total  |
| Deçan         | 198                    | 233    | 431    |
| Dragash       | 292                    | 71     | 363    |
| Ferizaj       | 596                    | 906    | 1,502  |
| Fushë Kosovë  | 93                     | 305    | 398    |
| Gjakovë       | 388                    | 821    | 1,209  |
| Gjilan        | 593                    | 792    | 1,385  |
| Glllogovc     | 356                    | 403    | 759    |
| Hani i Elezit | 53                     | 57     | 110    |
| Istog         | 199                    | 298    | 497    |
| Junik         | 29                     | 40     | 69     |
| Kaçanik       | 251                    | 205    | 456    |
| Kamenicë      | 287                    | 180    | 467    |
| Klinë         | 293                    | 240    | 533    |
| Leposaviq     | 9                      | 7      | 16     |
| Lipjan        | 385                    | 433    | 818    |
| Malishevë     | 603                    | 353    | 956    |
| Mamushë       | 25                     | 33     | 58     |
| Mitrovicë     | 360                    | 712    | 1,072  |
| Novobërdë     | 24                     | 37     | 61     |
| Obiliq        | 102                    | 220    | 322    |
| Pejë          | 490                    | 899    | 1,389  |
| Podujevë      | 554                    | 603    | 1,157  |
| Prishtinë     | 631                    | 2,008  | 2,639  |
| Prizren       | 1,011                  | 1,232  | 2,243  |
| Rahovec       | 400                    | 293    | 693    |
| Shtërpcë      | 50                     | 34     | 84     |
| Shtime        | 203                    | 189    | 392    |
| Skënderaj     | 366                    | 288    | 654    |
| Suharekë      | 379                    | 430    | 809    |
| Viti          | 377                    | 362    | 739    |
| Vushtrri      | 386                    | 454    | 840    |
| Zubin Potok   | 2                      | 10     | 12     |
| Zveçan        | 9                      | 16     | 25     |
| Klllokot      | 4                      | 11     | 15     |
| Total         | 9,998                  | 13,175 | 23,173 |



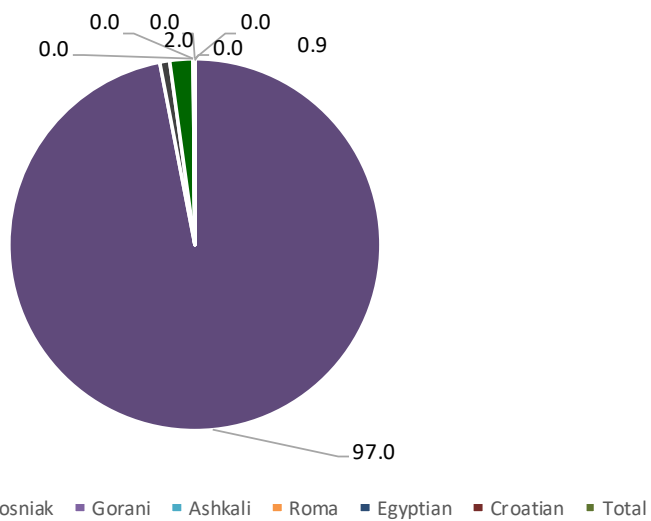
Graph. 17. Teachers by gender in%

### 3.1.2 Teachers by ethnicity in municipalities

Table 18. Teachers by ethnicity

| Municipality  | Ethnic affiliation |         |         |        |         |      |          |          | Total  |
|---------------|--------------------|---------|---------|--------|---------|------|----------|----------|--------|
|               | Albanian           | Turkish | Bosniak | Gorani | Ashkali | Roma | Egyptian | Croatian |        |
| Deçan         | 431                | -       | -       | -      | -       | -    | -        | -        | 431    |
| Dragash       | 281                | -       | 80      | 2      | -       | -    | -        | -        | 363    |
| Ferizaj       | 1,501              | -       | -       | -      | 1       | -    | -        | -        | 1,502  |
| FushëKosovë   | 398                | -       | -       | -      | -       | -    | -        | -        | 398    |
| Gjakovë       | 1,205              | -       | -       | -      | -       | -    | 4        | -        | 1,209  |
| Gjilan        | 1,359              | 24      | -       | -      | -       | 2    | -        | -        | 1,385  |
| Glllogovc     | 759                | -       | -       | -      | -       | -    | -        | -        | 759    |
| Hani i Elezit | 110                | -       | -       | -      | -       | -    | -        | -        | 110    |
| Istog         | 477                | -       | 20      | -      | -       | -    | -        | -        | 497    |
| Junik         | 69                 | -       | -       | -      | -       | -    | -        | -        | 69     |
| Kaçanik       | 456                | -       | -       | -      | -       | -    | -        | -        | 456    |
| Kamenicë      | 466                | -       | -       | -      | -       | 1    | -        | -        | 467    |
| Klinë         | 531                | -       | -       | -      | 1       | -    | 1        | -        | 533    |
| Leposaviq     | 16                 | -       | -       | -      | -       | -    | -        | -        | 16     |
| Lipjan        | 809                | -       | 1       | -      | -       | -    | -        | 8        | 818    |
| Malishevë     | 956                | -       | -       | -      | -       | -    | -        | -        | 956    |
| Mamushë       | 16                 | 42      | -       | -      | -       | -    | -        | -        | 58     |
| Mitrovicë     | 1,055              | 2       | 15      | -      | -       | -    | -        | -        | 1,072  |
| Novobërdë     | 61                 | -       | -       | -      | -       | -    | -        | -        | 61     |
| Obiliq        | 322                | -       | -       | -      | -       | -    | -        | -        | 322    |
| Pejë          | 1,310              | -       | 77      | 1      | -       | -    | 1        | -        | 1,389  |
| Podujevë      | 1,157              | -       | -       | -      | -       | -    | -        | -        | 1,157  |
| Prishtinë     | 2,606              | 22      | 11      | -      | -       | -    | -        | -        | 2,639  |
| Prizren       | 1,860              | 109     | 265     | 3      | -       | 6    | -        | -        | 2,243  |
| Rahovec       | 692                | -       | -       | -      | 1       | -    | -        | -        | 693    |
| Shtërpcë      | 84                 | -       | -       | -      | -       | -    | -        | -        | 84     |
| Shtime        | 391                | -       | -       | -      | 1       | -    | -        | -        | 392    |
| Skënderaj     | 654                | -       | -       | -      | -       | -    | -        | -        | 654    |
| Suharekë      | 807                | -       | -       | -      | 1       | -    | -        | -        | 808    |
| Viti          | 739                | -       | -       | -      | -       | -    | -        | -        | 739    |
| Vushtrri      | 839                | -       | -       | -      | 1       | -    | -        | -        | 840    |
| Zubin Potok   | 12                 | -       | -       | -      | -       | -    | -        | -        | 12     |
| Zveçan        | 25                 | -       | -       | -      | -       | -    | -        | -        | 25     |
| Klllokot      | 15                 | -       | -       | -      | -       | -    | -        | -        | 15     |
| Total         | 22,469             | 199     | 469     | 6      | 6       | 9    | 6        | 8        | 23,172 |

Table 18 shows that out of the total number of teachers 97.0. % of them are Albanian, while 3.0% belong to other ethnic groups.



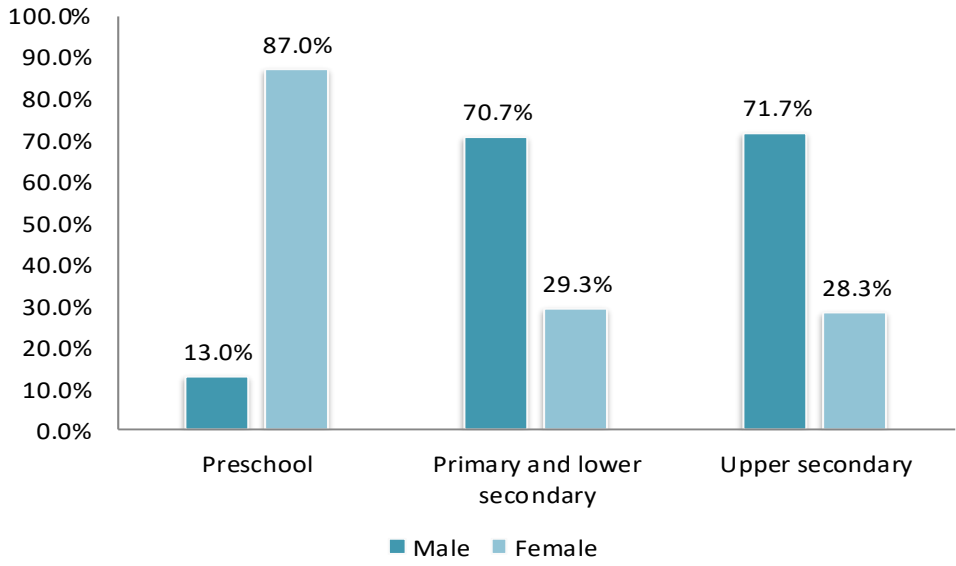
Graph. 18. Teachers by ethnicity in%



### 3.2. Administrative staff

Table 19. Administrative staff by level

| Municipality  | Preschool |        |       | Primary and lower secondary |        |       | Upper secondary |        |       |
|---------------|-----------|--------|-------|-----------------------------|--------|-------|-----------------|--------|-------|
|               | Male      | Female | Total | Male                        | Female | Total | Male            | Female | Total |
| Deçan         | -         | -      | -     | 19                          | 4      | 23    | 8               | 1      | 9     |
| Dragash       | -         | -      | -     | 17                          | -      | 17    | 3               | -      | 3     |
| Ferizaj       | -         | 3      | 3     | 67                          | 34     | 101   | 14              | 12     | 26    |
| Fushë Kosovë  | -         | 3      | 3     | 14                          | 6      | 20    | 3               | 1      | 4     |
| Gjakovë       | -         | 4      | 4     | 51                          | 14     | 65    | 5               | 6      | 11    |
| Gjilan        | -         | 8      | 8     | 40                          | 12     | 52    | 18              | 3      | 21    |
| Glllogovc     | 1         | 2      | 3     | 30                          | 11     | 41    | 7               | 2      | 9     |
| Hani i Elezit | -         | -      | -     | 5                           | -      | 5     | 1               | -      | 1     |
| Istog         | -         | 4      | 4     | 13                          | 7      | 20    | 3               | 3      | 6     |
| Junik         | -         | -      | -     | 2                           | -      | 2     | 1               | -      | 1     |
| Kaçanik       | -         | -      | -     | 22                          | 4      | 26    | 6               | -      | 6     |
| Kamenicë      | -         | 3      | 3     | 19                          | 13     | 32    | 3               | 1      | 4     |
| Klinë         | -         | 1      | 1     | 26                          | 6      | 32    | 2               | 1      | 3     |
| Leposaviq     | -         | -      | -     | -                           | 1      | 1     | -               | -      | -     |
| Lipjan        | 1         | 1      | 2     | 33                          | 9      | 42    | 7               | 3      | 10    |
| Malishevë     | -         | -      | -     | 33                          | 10     | 43    | 11              | 3      | 14    |
| Mamushë       | -         | -      | -     | 3                           | -      | 3     | 1               | -      | 1     |
| Mitrovicë     | 2         | 7      | 9     | 60                          | 23     | 83    | 10              | 8      | 18    |
| Novobërdë     | -         | -      | -     | 4                           | 2      | 6     | 1               | -      | 1     |
| Obiliq        | -         | 2      | 2     | 18                          | 8      | 26    | 3               | -      | 3     |
| Pejë          | -         | 2      | 2     | 41                          | 31     | 72    | 10              | 4      | 14    |
| Podujevë      | -         | 4      | 4     | 53                          | 22     | 75    | 5               | 6      | 11    |
| Prishtinë     | 4         | 24     | 28    | 52                          | 66     | 118   | 41              | 19     | 60    |
| Prizren       | -         | -      | -     | 71                          | 29     | 100   | 22              | 11     | 33    |
| Rahovec       | -         | 1      | 1     | 25                          | 3      | 28    | 4               | 1      | 5     |
| Shtërpcë      | -         | -      | -     | 2                           | -      | 2     | 1               | -      | 1     |
| Shtime        | -         | 1      | 1     | 10                          | 5      | 15    | 1               | 1      | 2     |
| Skënderaj     | -         | 3      | 3     | 38                          | 6      | 44    | 15              | 2      | 17    |
| Suharekë      | -         | 2      | 2     | 34                          | 13     | 47    | 7               | 3      | 10    |
| Viti          | -         | 2      | 2     | 22                          | 5      | 27    | 6               | -      | 6     |
| Vushtrri      | 4         | 3      | 7     | 40                          | 14     | 54    | 14              | 1      | 15    |
| Zubin Potok   | -         | -      | -     | 1                           | 1      | 2     | -               | -      | -     |
| Zëçan         | -         | -      | -     | 1                           | -      | 1     | -               | -      | -     |
| Klllokot      | -         | -      | -     | 1                           | -      | 1     | -               | -      | -     |
| Total         | 12        | 80     | 92    | 867                         | 359    | 1226  | 233             | 92     | 325   |

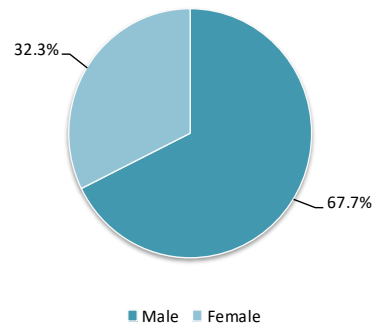


Graph. 19. Administrative staff by gender for the level in%

### 3.2.1 Administrative staff by municipality

Table 20. Total administrative staff

| Municipality  | Total administrative personnel |        |       |
|---------------|--------------------------------|--------|-------|
|               | Male                           | Female | Total |
| Deçan         | 27                             | 5      | 32    |
| Dragash       | 20                             | -      | 20    |
| Ferizaj       | 81                             | 49     | 130   |
| Fushë Kosovë  | 17                             | 10     | 27    |
| Gjakovë       | 56                             | 24     | 80    |
| Gjilan        | 58                             | 23     | 81    |
| Glogovc       | 38                             | 15     | 53    |
| Hani i Elezit | 6                              | -      | 6     |
| Istog         | 16                             | 14     | 30    |
| Junik         | 3                              | -      | 3     |
| Kaçanik       | 28                             | 4      | 32    |
| Kamenicë      | 22                             | 17     | 39    |
| Klinë         | 28                             | 8      | 36    |
| Leposaviq     | -                              | 1      | 1     |
| Lipjan        | 41                             | 13     | 54    |
| Malishevë     | 44                             | 13     | 57    |
| Mamushë       | 4                              | -      | 4     |
| Mitrovicë     | 72                             | 38     | 110   |
| Novobërdë     | 5                              | 2      | 7     |
| Obiliq        | 21                             | 10     | 31    |
| Pejë          | 51                             | 37     | 88    |
| Podujevë      | 58                             | 32     | 90    |
| Prishtinë     | 97                             | 109    | 206   |
| Prizren       | 93                             | 40     | 133   |
| Rahovec       | 29                             | 5      | 34    |
| Shtërpcë      | 3                              | -      | 3     |
| Shtime        | 11                             | 7      | 18    |
| Skënderaj     | 53                             | 11     | 64    |
| Suharekë      | 41                             | 18     | 59    |
| Viti          | 28                             | 7      | 35    |
| Vushtrri      | 58                             | 18     | 76    |
| Zubin Potok   | 1                              | 1      | 2     |
| Zveçan        | 1                              | -      | 1     |
| Klokot        | 1                              | -      | 1     |
| Total         | 1,112                          | 531    | 1,643 |

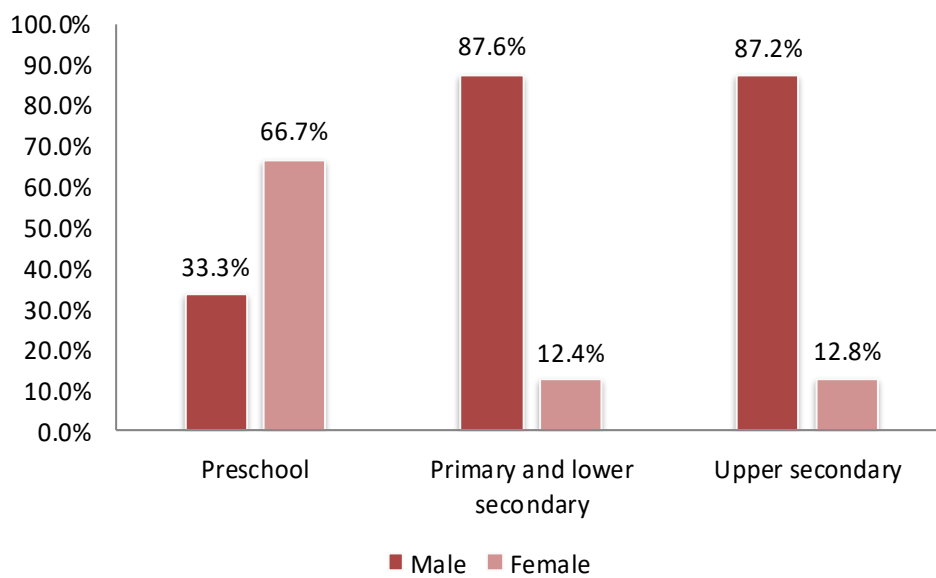


Graph. 20 Administrative staff by gender in%

### 3.3. Support staff

Table 21. Support staff by level

| Municipality  | Preschool |        |       | Primary and lower secondary |        |       | Upper secondary |        |       |
|---------------|-----------|--------|-------|-----------------------------|--------|-------|-----------------|--------|-------|
|               | Male      | Female | Total | Male                        | Female | Total | Male            | Female | Total |
| Deçan         | -         | -      | -     | 61                          | 4      | 65    | 9               | -      | 9     |
| Dragash       | -         | -      | -     | 53                          | 2      | 55    | 6               | -      | 6     |
| Ferizaj       | -         | -      | -     | 115                         | 8      | 123   | 51              | 2      | 53    |
| Fushë Kosovë  | 1         | 4      | 5     | 32                          | 10     | 42    | 5               | 2      | 7     |
| Gjakovë       | 7         | 19     | 26    | 104                         | 43     | 147   | 26              | 8      | 34    |
| Gjilan        | 8         | 18     | 26    | 135                         | 22     | 157   | 12              | 3      | 15    |
| Gllogovc      | -         | 4      | 4     | 121                         | 5      | 126   | 6               | -      | 6     |
| Hani i Elezit | -         | -      | -     | 11                          | -      | 11    | 2               | -      | 2     |
| Istog         | 8         | 11     | 19    | 61                          | 8      | 69    | 8               | 2      | 10    |
| Junik         | -         | -      | -     | 6                           | 1      | 7     | 3               | -      | 3     |
| Kaçanik       | 1         | 1      | 2     | 39                          | 1      | 40    | 6               | -      | 6     |
| Kamenicë      | 2         | 3      | 5     | 79                          | 5      | 84    | 9               | 1      | 10    |
| Klinë         | 2         | 3      | 5     | 54                          | 2      | 56    | 18              | -      | 18    |
| Leposaviq     | -         | -      | -     | -                           | -      | -     | -               | -      | -     |
| Lipjan        | 4         | 7      | 11    | 100                         | 18     | 118   | 16              | 4      | 20    |
| Malishevë     | -         | -      | -     | 101                         | 4      | 105   | 21              | -      | 21    |
| Mamushë       | -         | -      | -     | 3                           | -      | 3     | 1               | -      | 1     |
| Mitrovicë     | 5         | 6      | 11    | 115                         | 7      | 122   | 24              | 2      | 26    |
| Novobërdë     | -         | -      | -     | 8                           | 2      | 10    | 2               | -      | 2     |
| Obiliq        | 1         | 3      | 4     | 21                          | 1      | 22    | 6               | 2      | 8     |
| Pejë          | 2         | 12     | 14    | 40                          | 6      | 46    | 21              | 3      | 24    |
| Podujevë      | 2         | 1      | 3     | 133                         | 10     | 143   | 27              | 4      | 31    |
| Prishtinë     | 19        | 22     | 41    | 169                         | 84     | 253   | 82              | 24     | 106   |
| Prizren       | -         | -      | -     | 173                         | 41     | 214   | 45              | 6      | 51    |
| Rahovec       | 2         | 2      | 4     | 69                          | 1      | 70    | 10              | -      | 10    |
| Shtërpcë      | -         | -      | -     | 10                          | 1      | 11    | 3               | -      | 3     |
| Shtime        | 1         | 2      | 3     | 39                          | 4      | 43    | 8               | -      | 8     |
| Skënderaj     | 2         | 2      | 4     | 96                          | 4      | 100   | 22              | 4      | 26    |
| Suharekë      | 1         | 3      | 4     | 88                          | 6      | 94    | 21              | 3      | 24    |
| Viti          | 1         | 5      | 6     | 44                          | 6      | 50    | 9               | 2      | 11    |
| Vushtrri      | -         | 10     | 10    | 108                         | 6      | 114   | 11              | -      | 11    |
| Zubin Potok   | -         | -      | -     | 5                           | -      | 5     | -               | -      | -     |
| Zëçan         | -         | -      | -     | 5                           | -      | 5     | -               | -      | -     |
| Klllokot      | -         | -      | -     | 2                           | -      | 2     | -               | -      | -     |
| Total         | 69        | 138    | 207   | 2,200                       | 312    | 2,512 | 490             | 72     | 562   |

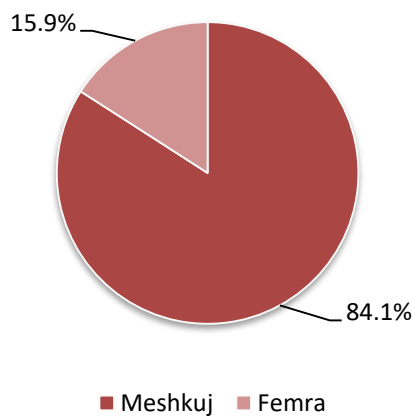


Graph 21. Support staff by level in%

### 3.3.1 Support staff by municipality

Table 22. Total support staff

| Municipality  | Total support personnel |        |       |
|---------------|-------------------------|--------|-------|
|               | Male                    | Female | Total |
| Deçan         | 70                      | 4      | 74    |
| Dragash       | 59                      | 2      | 61    |
| Ferizaj       | 166                     | 10     | 176   |
| Fushë Kosovë  | 38                      | 16     | 54    |
| Gjakovë       | 137                     | 70     | 207   |
| Gjilan        | 155                     | 43     | 198   |
| Glogovc       | 127                     | 9      | 136   |
| Hani i Elezit | 13                      | -      | 13    |
| Istog         | 77                      | 21     | 98    |
| Junik         | 9                       | 1      | 10    |
| Kaçanik       | 46                      | 2      | 48    |
| Kamenicë      | 90                      | 9      | 99    |
| Klinë         | 74                      | 5      | 79    |
| Leposaviq     | -                       | -      | -     |
| Lipjan        | 120                     | 29     | 149   |
| Malishevë     | 122                     | 4      | 126   |
| Mamushë       | 4                       | -      | 4     |
| Mitrovicë     | 144                     | 15     | 159   |
| Novobërdë     | 10                      | 2      | 12    |
| Obiliq        | 28                      | 6      | 34    |
| Pejë          | 63                      | 21     | 84    |
| Podujevë      | 162                     | 15     | 177   |
| Prishtinë     | 270                     | 130    | 400   |
| Prizren       | 218                     | 47     | 265   |
| Rahovec       | 81                      | 3      | 84    |
| Shtërpcë      | 13                      | 1      | 14    |
| Shtime        | 48                      | 6      | 54    |
| Skënderaj     | 120                     | 10     | 130   |
| Suharekë      | 110                     | 12     | 122   |
| Viti          | 54                      | 13     | 67    |
| Vushtrri      | 119                     | 16     | 135   |
| Zubin Potok   | 5                       | -      | 5     |
| Zëçan         | 5                       | -      | 5     |
| Klllokot      | 2                       | -      | 2     |
| Total         | 2,759                   | 522    | 3,281 |



Graph. 22 Support staff by gender in%

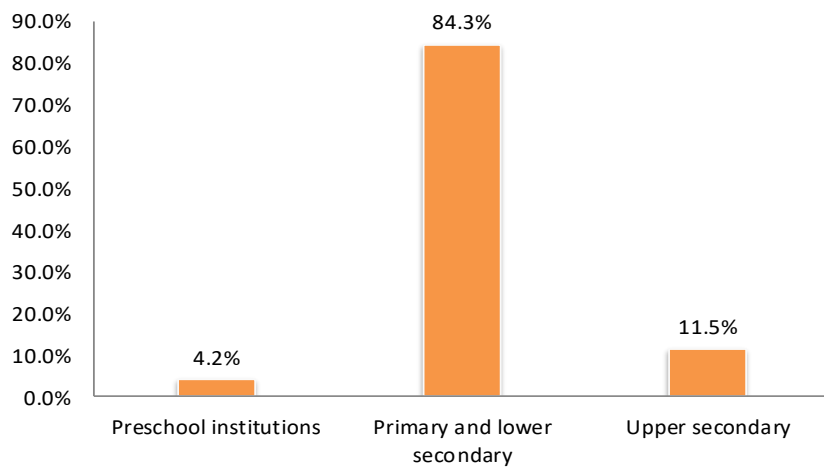
## 4. Public school institutions

### 4.1. Educational institutions by levels

Institutions of pre-university education are organized in preschools / kindergartens, primary and lower secondary schools, and upper secondary schools.

Table 23. Educational institutions by level

| Municipality  | Preschool institutions | Primary and lower secondary | Upper secondary | Total |
|---------------|------------------------|-----------------------------|-----------------|-------|
| Deçan         | -                      | 22                          | 2               | 24    |
| Dragash       | -                      | 31                          | 1               | 32    |
| Ferizaj       | 1                      | 50                          | 8               | 59    |
| Fushë Kosovë  | 1                      | 13                          | 3               | 17    |
| Gjakovë       | 5                      | 51                          | 9               | 65    |
| Gjilan        | 4                      | 35                          | 9               | 48    |
| Glllogovc     | 2                      | 30                          | 2               | 34    |
| Hani i Elezit | -                      | 5                           | 1               | 6     |
| Istog         | 5                      | 24                          | 3               | 32    |
| Junik         | -                      | 1                           | 1               | 2     |
| Kaçanik       | 1                      | 20                          | 2               | 23    |
| Kamenicë      | 1                      | 15                          | 3               | 19    |
| Klinë         | 1                      | 26                          | 2               | 29    |
| Leposaviq     | -                      | 1                           | -               | 1     |
| Lipjan        | 1                      | 50                          | 4               | 55    |
| Malishevë     | 1                      | 38                          | 3               | 42    |
| Mamushë       | 1                      | 1                           | 1               | 3     |
| Mitrovicë     | 1                      | 39                          | 6               | 46    |
| Novobërdë     | -                      | 7                           | 1               | 8     |
| Obiliq        | 1                      | 15                          | 2               | 18    |
| Pejë          | 1                      | 39                          | 6               | 46    |
| Podujevë      | 1                      | 55                          | 4               | 60    |
| Prishtinë     | 8                      | 52                          | 14              | 74    |
| Prizren       | -                      | 69                          | 15              | 84    |
| Rahovec       | 1                      | 30                          | 4               | 35    |
| Shtërpcë      | -                      | 3                           | 1               | 4     |
| Shtime        | 1                      | 17                          | 2               | 20    |
| Skënderaj     | 1                      | 34                          | 4               | 39    |
| Suharekë      | 3                      | 40                          | 3               | 46    |
| Viti          | 1                      | 34                          | 3               | 38    |
| Vushtrri      | 1                      | 40                          | 3               | 44    |
| Zubin Potok   | -                      | 1                           | -               | 1     |
| Zveçan        | -                      | 3                           | -               | 3     |
| Klllokot      | -                      | 1                           | -               | 1     |
| Total         | 44                     | 892                         | 122             | 1,058 |



Graph. 23. Educational institutions by level

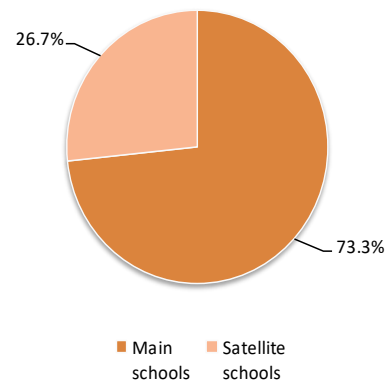


## 4.2. Main school institutions and satellite schools

School institutions are organized in main schools and satellite schools.

Table 24. Main school institutions and satellite schools

| Municipality  | Main schools | Satellite schools | Total       |
|---------------|--------------|-------------------|-------------|
| Deçan         | 20           | 4                 | 24          |
| Dragash       | 13           | 19                | 32          |
| Ferizaj       | 48           | 11                | 59          |
| Fushë Kosovë  | 12           | 5                 | 17          |
| Gjakovë       | 47           | 18                | 65          |
| Gjilan        | 37           | 11                | 48          |
| Glllogovc     | 32           | 2                 | 34          |
| Hani i Elezit | 4            | 2                 | 6           |
| Istog         | 18           | 14                | 32          |
| Junik         | 2            | -                 | 2           |
| Kaçanik       | 15           | 8                 | 23          |
| Kamenicë      | 15           | 4                 | 19          |
| Klinë         | 20           | 9                 | 29          |
| Leposaviq     | 1            | -                 | 1           |
| Lipjan        | 28           | 27                | 55          |
| Malishevë     | 40           | 2                 | 42          |
| Mamushë       | 3            | -                 | 3           |
| Mitrovicë     | 36           | 10                | 46          |
| Novobërdë     | 4            | 4                 | 8           |
| Obiliq        | 10           | 8                 | 18          |
| Pejë          | 35           | 11                | 46          |
| Podujevë      | 42           | 18                | 60          |
| Prishtinë     | 65           | 9                 | 74          |
| Prizren       | 62           | 22                | 84          |
| Rahovec       | 32           | 3                 | 35          |
| Shtërpcë      | 4            | -                 | 4           |
| Shtime        | 11           | 9                 | 20          |
| Skënderaj     | 27           | 12                | 39          |
| Suharekë      | 33           | 13                | 46          |
| Viti          | 21           | 17                | 38          |
| Vushtrri      | 36           | 8                 | 44          |
| Zubin Potok   | 1            | -                 | 1           |
| Zveçan        | 1            | 2                 | 3           |
| Klllokot      | 1            | -                 | 1           |
| <b>Total</b>  | <b>776</b>   | <b>282</b>        | <b>1058</b> |



Graph. 24 Main school institutions and satellite schools

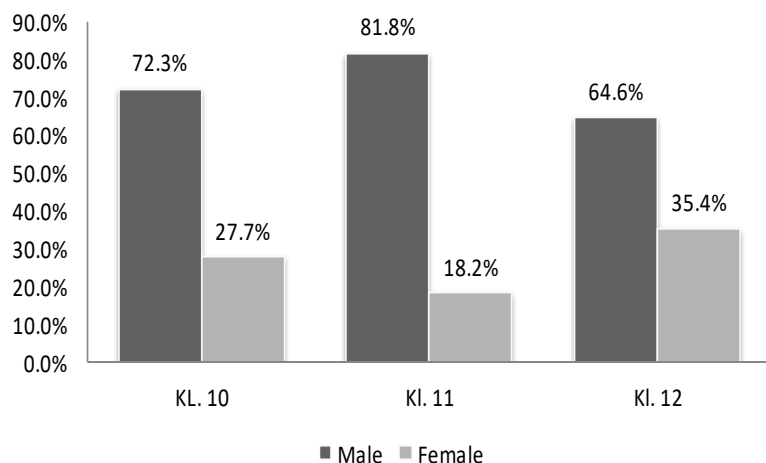
## 5. Education and training for adults

### 5.1. Attendance in education and training for adults

Education and training for adults means all education and training provided for adults and / or youth, who are entitled to attend learning programmes (curricula) designed for adults.

Table 25. Attendance in education and training for adults

| Municipality     | Grade 10 |        |       | Grade 10 |        |       | Grade 12 |        |       | Total |        |       |
|------------------|----------|--------|-------|----------|--------|-------|----------|--------|-------|-------|--------|-------|
|                  | Male     | Female | Total | Male     | Female | Total | Male     | Female | Total | Male  | Female | Total |
| Ferizaj          | 12       | 8      | 20    | -        | -      | -     | 23       | 24     | 47    | 35    | 32     | 67    |
| Fushë Kosovë     | 13       | 7      | 20    | 12       | 5      | 17    | 24       | 23     | 47    | 49    | 35     | 84    |
| Gjakovë          | 12       | -      | 12    | 10       | -      | 10    | 14       | 3      | 17    | 36    | 3      | 39    |
| Gjilan           | 30       | 10     | 40    | 11       | 11     | 22    | 10       | 12     | 22    | 51    | 33     | 84    |
| Istog            | 32       | 8      | 40    | 34       | -      | 34    | 11       | 2      | 13    | 77    | 10     | 87    |
| Kaçanik          | 1        | 1      | 2     | 21       | 6      | 27    | 21       | 8      | 29    | 43    | 15     | 58    |
| Kamenicë         | 37       | 4      | 41    | 41       | 5      | 46    | 5        | 8      | 13    | 83    | 17     | 100   |
| Klinë            | 3        | 3      | 6     | 22       | 6      | 28    | 48       | 10     | 58    | 73    | 19     | 92    |
| Lipjan           | 14       | 13     | 27    | -        | -      | -     | 10       | 12     | 22    | 24    | 25     | 49    |
| Mitrovicë Jugore | 55       | 16     | 71    | 46       | 12     | 58    | 46       | 17     | 63    | 147   | 45     | 192   |
| Obiliq           | 20       | 3      | 23    | 43       | 6      | 49    | 27       | 12     | 39    | 90    | 21     | 111   |
| Pejë             | 29       | 8      | 37    | 16       | 1      | 17    | 21       | 6      | 27    | 66    | 15     | 81    |
| Podujevë         | 31       | 24     | 55    | 9        | 3      | 12    | 47       | 27     | 74    | 87    | 54     | 141   |
| Prishtinë        | 48       | 17     | 65    | 64       | 19     | 83    | 42       | 34     | 76    | 154   | 70     | 224   |
| Prizren          | 35       | 22     | 57    | -        | -      | -     | 83       | 39     | 122   | 118   | 61     | 179   |
| Vushtrri         | 24       | 8      | 32    | 34       | 7      | 41    | 27       | 14     | 41    | 85    | 29     | 114   |
| Total            | 396      | 152    | 548   | 363      | 81     | 444   | 459      | 251    | 710   | 1,218 | 484    | 1,702 |



Graph. 25 Attendance in education and training for adults by gender in%

## 6. Learning conditions

Table 26. Indicators of education by level in public education

| Level of education                  | Indicator           | Value   |
|-------------------------------------|---------------------|---------|
| Pre-school / kindergarten education | Number of pupils    | 5,239   |
|                                     | Gender ratio F / M  | 0.91    |
|                                     | % of females        | 48.0    |
|                                     | Pupil-teacher ratio | 8.9     |
| Pre-primary education               | Number of pupils    | 18,957  |
|                                     | Gender ratio F / M  | 0.93    |
|                                     | % of females        | 48.0    |
|                                     | Pupil-teacher ratio | 17.2    |
| Primary / lower secondary education | Number of pupils    | 223,908 |
|                                     | Gender ratio F / M  | 0.94    |
|                                     | % of females        | 48.5    |
|                                     | Pupil-teacher ratio | 13.8    |
| Upper secondary education           | Number of pupils    | 70,742  |
|                                     | Gender ratio F / M  | 0.97    |
|                                     | % of females        | 48.5    |
|                                     | Pupil-teacher ratio | 13.5    |

## 7. Changes by level

Table 27. Changes by levels in public education

| Public education | Total   | Preschool / Kindergartens | %   | Pre-primary | %   | Primary / lower secondary | %    | Upper secondary | %    |
|------------------|---------|---------------------------|-----|-------------|-----|---------------------------|------|-----------------|------|
| Pupils           | 318,846 | 5,239                     | 1.6 | 18,957      | 5.9 | 223,908                   | 70.2 | 70,742          | 22.2 |
| Schools          | 1,058   | 44                        | 4.2 | 0           | 0.0 | 892                       | 84.3 | 122             | 11.5 |
| Teachers         | 23,171  | 586                       | 2.5 | 1,099       | 4.7 | 16,254                    | 70.1 | 5,232           | 22.6 |

## 8. Information on social and family status of pupils

### 8.1. Social and family status of pupils

Table 28. Social and family status of pupils

| Level of education        | No. of pupils with social assistance |        |        | No. of pupils with single parent |        |       | No. of pupils without a parent |        |       |
|---------------------------|--------------------------------------|--------|--------|----------------------------------|--------|-------|--------------------------------|--------|-------|
|                           | Male                                 | Female | Total  | Male                             | Female | Total | Male                           | Female | Total |
| Preschool / Pre-primary   | 466                                  | 403    | 869    | 103                              | 82     | 185   | 4                              | 8      | 12    |
| Primary / lower secondary | 5,944                                | 5,553  | 11,497 | 1,549                            | 1,538  | 3,087 | 44                             | 98     | 142   |
| Upper secondary           | 1,115                                | 915    | 2,030  | 524                              | 540    | 1,064 | 22                             | 19     | 41    |
| Total                     | 7,525                                | 6,871  | 14,396 | 2,176                            | 2,160  | 4,336 | 70                             | 125    | 195   |

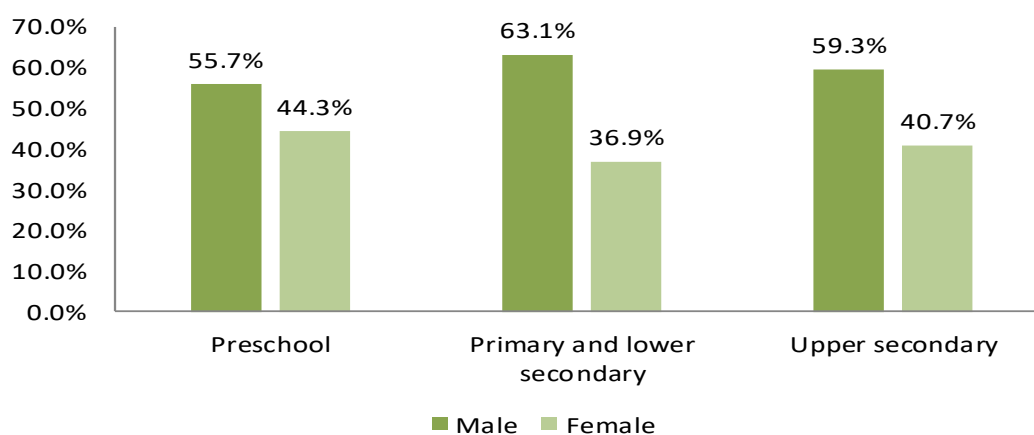
The table shows the number of pupils whose families are on social assistance, the number of pupils with one parent and those without any parent for all levels of pre-university education.

## 9. Special education

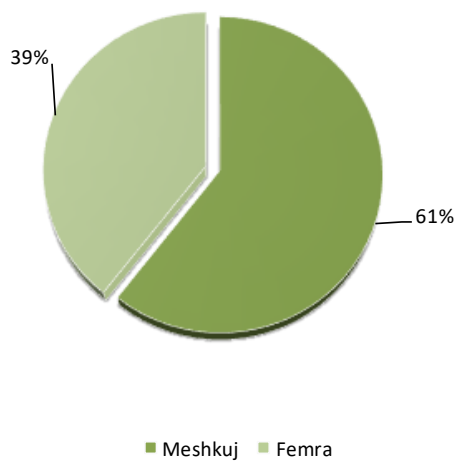
### 9.1. The number of pupils in resource centers / special schools

Table 29. Pupils by grade in special schools

| Age group / grade     | Special School / Resource Center |        |       |
|-----------------------|----------------------------------|--------|-------|
|                       | Male                             | Female | Total |
| Group 1-2             | 20                               | 18     | 38    |
| Group 2-3             | -                                | 3      | 3     |
| Group 3-4             | 5                                | 1      | 6     |
| Group 5-6 - Preschool | 9                                | 5      | 14    |
| Grade 1               | 12                               | 1      | 13    |
| Grade 2               | 11                               | 7      | 18    |
| Grade 3               | 14                               | 6      | 20    |
| Grade 4               | 10                               | 4      | 14    |
| Grade 5               | 11                               | 3      | 14    |
| Grade 6               | 6                                | 10     | 16    |
| Grade 7               | 15                               | 8      | 23    |
| Grade 8               | 11                               | 7      | 18    |
| Grade 9               | 11                               | 13     | 24    |
| Grade 10              | 13                               | 9      | 22    |
| Grade 11              | 19                               | 10     | 29    |
| Grade 12              | 19                               | 16     | 35    |
| Total                 | 186                              | 121    | 307   |



Graph. 26. Pupils in resource centers / special schools



Graph. 27 Gender structure in resource centers / special schools

## 9.2. The number of pupils by type of impairment

Table 30. Pupils by grade and type of impairment

| Age / Grade             | Intellectual impairment | Hearing impairment | Eye / vision impairment | Physical disability | Multiple impairment | Difficulty in speaking, communication and language | Autism | Emotional and behavioral disorders | Down syndrome | Total |
|-------------------------|-------------------------|--------------------|-------------------------|---------------------|---------------------|--|--------|------------------------------------|---------------|-------|
| Group 1-2               | -                       | -                  | -                       | -                   | 38                  | -  | -      | -                                  | -             | 38    |
| Group 2-3               | -                       | -                  | -                       | -                   | 3                   | -  | -      | -                                  | -             | 3     |
| Group 3-4               | -                       | -                  | -                       | -                   | -                   | 1  | 4      | 1                                  | -             | 6     |
| Group 5-6 - Pre-primary | 3                       | -                  | 5                       | -                   | 1                   | 4  | 1      | -                                  | -             | 14    |
| Grade 1                 | -                       | 3                  | -                       | 1                   | 3                   | -  | 5      | -                                  | 1             | 13    |
| Grade 2                 | 8                       | 1                  | 2                       | -                   | 2                   | -  | 5      | -                                  | -             | 18    |
| Grade 3                 | 8                       | -                  | -                       | 1                   | 6                   | 1  | 3      | -                                  | 1             | 20    |
| Grade 4                 | 4                       | -                  | -                       | -                   | 9                   | -  | -      | -                                  | 1             | 14    |
| Grade 5                 | 3                       | 3                  | 1                       | -                   | 4                   | -  | 1      | 2                                  | -             | 14    |
| Grade 6                 | 7                       | 2                  | 2                       | -                   | 1                   | -  | 4      | -                                  | -             | 16    |
| Grade 7                 | 5                       | 4                  | 1                       | -                   | 6                   | -  | 2      | 3                                  | 2             | 23    |
| Grade 8                 | 7                       | 3                  | -                       | -                   | 4                   | 1  | 3      | -                                  | -             | 18    |
| Grade 9                 | 9                       | 5                  | 2                       | -                   | 4                   | -  | 3      | 1                                  | -             | 24    |
| Grade 10                | 6                       | 1                  | 2                       | 1                   | 4                   | -  | 4      | 1                                  | 3             | 22    |
| Grade 11                | 7                       | 2                  | 3                       | 2                   | 9                   | 2  | 2      | -                                  | 2             | 29    |
| Grade 12                | 16                      | 4                  | 3                       | -                   | 5                   | 1  | 1      | 1                                  | 4             | 35    |
| Total                   | 83                      | 28                 | 21                      | 5                   | 99                  | 10   | 38     | 9                                  | 14            | 307   |

## 10. Private education

Data of private educational institutions licensed by MESTI

### 10.1. Pupils in preschool and pre-primary education

Table 31. Children (pupils) in preschool and pre-primary education

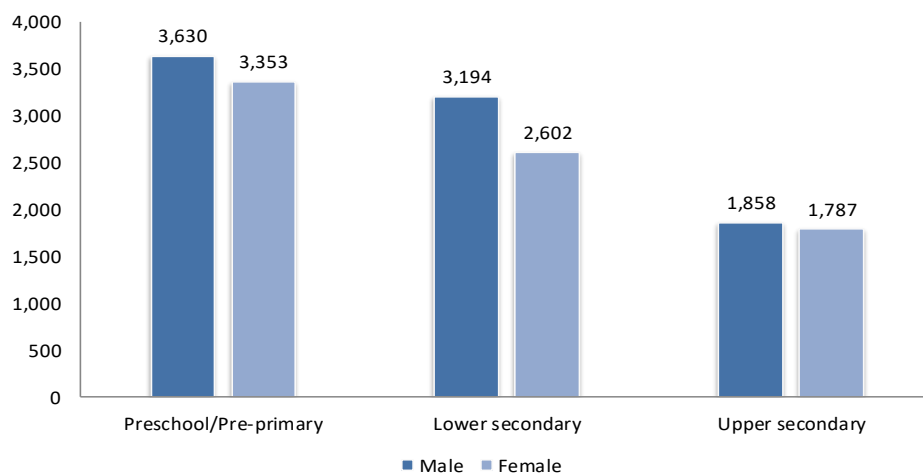
| Municipality  | Primary / lower secondary |        |       | Upper secondary |        |       | Total |        |       |
|---------------|---------------------------|--------|-------|-----------------|--------|-------|-------|--------|-------|
|               | Male                      | Female | Total | Male            | Female | Total | Male  | Female | Total |
| Deçan         | -                         | -      | -     | -               | -      | -     | -     | -      | -     |
| Dragash       | -                         | -      | -     | -               | -      | -     | -     | -      | -     |
| Ferizaj       | 67                        | 96     | 163   | 19              | 14     | 33    | 86    | 110    | 196   |
| Fushë Kosovë  | -                         | -      | -     | -               | -      | -     | -     | -      | -     |
| Gjakovë       | 90                        | 59     | 149   | 87              | 42     | 129   | 177   | 101    | 278   |
| Gjilan        | 241                       | 198    | 439   | 57              | 68     | 125   | 298   | 266    | 564   |
| Glllogovc     | -                         | -      | -     | -               | -      | -     | -     | -      | -     |
| Hani i Elezit | -                         | -      | -     | -               | -      | -     | -     | -      | -     |
| Istog         | -                         | -      | -     | -               | -      | -     | -     | -      | -     |
| Junik         | -                         | -      | -     | -               | -      | -     | -     | -      | -     |
| Kaçanik       | -                         | -      | -     | -               | -      | -     | -     | -      | -     |
| Kamenicë      | -                         | -      | -     | -               | -      | -     | -     | -      | -     |
| Klinë         | -                         | -      | -     | 38              | 93     | 131   | 38    | 93     | 131   |
| Leposaviq     | -                         | -      | -     | -               | -      | -     | -     | -      | -     |
| Lipjan        | 244                       | 180    | 424   | 143             | 151    | 294   | 387   | 331    | 718   |
| Malishevë     | -                         | -      | -     | -               | -      | -     | -     | -      | -     |
| Mamushë       | -                         | -      | -     | -               | -      | -     | -     | -      | -     |
| Mitrovicë     | 54                        | 42     | 96    | 20              | 21     | 41    | 74    | 63     | 137   |
| Novobërdë     | -                         | -      | -     | -               | -      | -     | -     | -      | -     |
| Obiliq        | -                         | -      | -     | -               | -      | -     | -     | -      | -     |
| Pejë          | 93                        | 50     | 143   | 131             | 152    | 283   | 224   | 202    | 426   |
| Podujevë      | -                         | -      | -     | -               | -      | -     | -     | -      | -     |
| Prishtinë     | 1,788                     | 1,455  | 3,243 | 1,069           | 961    | 2,030 | 2,857 | 2,416  | 5,273 |
| Prizren       | 617                       | 522    | 1,139 | 294             | 285    | 579   | 911   | 807    | 1,718 |
| Rahovec       | -                         | -      | -     | -               | -      | -     | -     | -      | -     |
| Shtërpcë      | -                         | -      | -     | -               | -      | -     | -     | -      | -     |
| Shtime        | -                         | -      | -     | -               | -      | -     | -     | -      | -     |
| Skënderaj     | -                         | -      | -     | -               | -      | -     | -     | -      | -     |
| Suharekë      | -                         | -      | -     | -               | -      | -     | -     | -      | -     |
| Viti          | -                         | -      | -     | -               | -      | -     | -     | -      | -     |
| Vushtrri      | -                         | -      | -     | -               | -      | -     | -     | -      | -     |
| Zubin Potok   | -                         | -      | -     | -               | -      | -     | -     | -      | -     |
| Zveçan        | -                         | -      | -     | -               | -      | -     | -     | -      | -     |
| Total         | 3,194                     | 2,602  | 5,796 | 1,858           | 1,787  | 3,645 | 5,052 | 4,389  | 9,441 |



## 10.2. Pupils in primary / lower secondary and upper secondary education

Table 32. The number of pupils in primary / lower secondary and upper secondary education

| Group / Grade                         | Albanian | Turkish | Bosniak | Gorani | Roma | Egyptian | Other | Total  |
|---------------------------------------|----------|---------|---------|--------|------|----------|-------|--------|
| Ggroup 1-2                            | 853      | -       | -       | -      | -    | -        | 2     | 855    |
| Ggroup 2-3                            | 958      | -       | -       | -      | -    | -        | 4     | 962    |
| Ggroup 3-4                            | 1,450    | 5       | 1       | -      | -    | -        | 11    | 1,467  |
| Ggroup 4-5                            | 1,557    | 4       | 1       | -      | -    | -        | 9     | 1,571  |
| Ggroup 5-6 – Preschool / Kindergarten | 1,987    | 4       | 1       | -      | -    | -        | 17    | 2,009  |
| Ggroup 5-6 - Pre-primary              | 87       | 6       | -       | -      | -    | -        | 26    | 119    |
| Grade 1                               | 698      | 20      | 5       | -      | -    | -        | 17    | 740    |
| Grade 2                               | 644      | 16      | 1       | -      | 1    | -        | 37    | 699    |
| Grade 3                               | 596      | 16      | -       | -      | -    | -        | 43    | 655    |
| Grade 4                               | 616      | 12      | -       | -      | -    | 1        | 21    | 650    |
| Grade 5                               | 518      | 10      | 2       | -      | 1    | 1        | 24    | 556    |
| Grade 6                               | 620      | 14      | 3       | -      | -    | -        | 26    | 663    |
| Grade 7                               | 584      | 14      | 1       | -      | -    | -        | 25    | 624    |
| Grade 8                               | 586      | 14      | 3       | -      | -    | -        | 17    | 620    |
| Grade 9                               | 550      | 14      | -       | -      | -    | 1        | 24    | 589    |
| Grade 10                              | 1,238    | 10      | 1       | -      | -    | -        | 28    | 1,277  |
| Grade 11                              | 1,184    | 7       | -       | 4      | -    | -        | 15    | 1,210  |
| Grade 12                              | 1,128    | 13      | 1       | -      | -    | 1        | 15    | 1,158  |
| Total                                 | 15,854   | 179     | 20      | 4      | 2    | 4        | 361   | 16,424 |

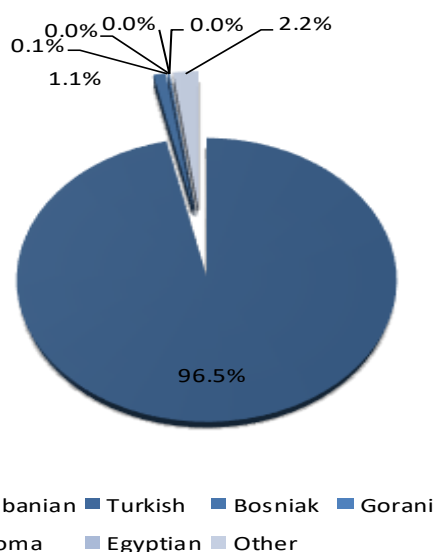


Graph. 28. Pupils in private education by level

### 10.3. The number of pupils by ethnicity

Table 33. The number of pupils by ethnicity by age group / grade

| Group / Grade                         | Total |        |        |
|---------------------------------------|-------|--------|--------|
|                                       | Male  | Female | Total  |
| Group 1-2                             | 455   | 400    | 855    |
| Group 2-3                             | 517   | 445    | 962    |
| Group 3-4                             | 766   | 701    | 1,467  |
| Group 4-5                             | 808   | 763    | 1,571  |
| Group 5-6 - Preschool (kindergartens) | 1,016 | 993    | 2,009  |
| Group 5-6 - Pre-primary               | 68    | 51     | 119    |
| Grade 1                               | 381   | 359    | 740    |
| Grade 2                               | 394   | 305    | 699    |
| Grade 3                               | 349   | 306    | 655    |
| Grade 4                               | 351   | 299    | 650    |
| Grade 5                               | 301   | 255    | 556    |
| Grade 6                               | 384   | 279    | 663    |
| Grade 7                               | 368   | 256    | 624    |
| Grade 8                               | 355   | 265    | 620    |
| Grade 9                               | 311   | 278    | 589    |
| Grade 10                              | 653   | 624    | 1,277  |
| Grade 11                              | 627   | 583    | 1,210  |
| Grade 12                              | 578   | 580    | 1,158  |
| Total                                 | 8,682 | 7,742  | 16,424 |

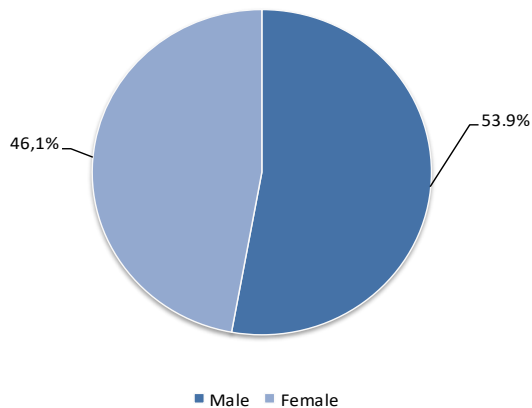


Graph. 29. Pupils by ethnicity in private education

#### 10.4. The number of pupils by age group / grade

Table 34. The number of pupils by age group / grade

| Group / Grade                         | Total |        |        |
|---------------------------------------|-------|--------|--------|
|                                       | Male  | Female | Total  |
| Group 1-2                             | 455   | 400    | 855    |
| Group 2-3                             | 517   | 445    | 962    |
| Group 3-4                             | 766   | 701    | 1,467  |
| Group 4-5                             | 808   | 763    | 1,571  |
| Group 5-6 - Preschool (kindergartens) | 1,016 | 993    | 2,009  |
| Group 5-6 - Pre-primary               | 68    | 51     | 119    |
| Grade 1                               | 381   | 359    | 740    |
| Grade 2                               | 394   | 305    | 699    |
| Grade 3                               | 349   | 306    | 655    |
| Grade 4                               | 351   | 299    | 650    |
| Grade 5                               | 301   | 255    | 556    |
| Grade 6                               | 384   | 279    | 663    |
| Grade 7                               | 368   | 256    | 624    |
| Grade 8                               | 355   | 265    | 620    |
| Grade 9                               | 311   | 278    | 589    |
| Grade 10                              | 653   | 624    | 1,277  |
| Grade 11                              | 627   | 583    | 1,210  |
| Grade 12                              | 578   | 580    | 1,158  |
| Total                                 | 8,682 | 7,742  | 16,424 |



Graph. 30. Gender structure in private education

## 11. Annex

Pupils by gender in public education in municipalities

| Municipality  | Year 2020/21   |                |                |
|---------------|----------------|----------------|----------------|
|               | Male           | Female         | Total          |
| Deçan         | 2,770          | 2,529          | 5,299          |
| Dragash       | 1,705          | 1,666          | 3,371          |
| Ferizaj       | 11,660         | 11,373         | 23,033         |
| Fushë Kosovë  | 4,702          | 4,456          | 9,158          |
| Gjakovë       | 8,556          | 7,672          | 16,228         |
| Gjilan        | 8,293          | 8,182          | 16,475         |
| Gllgovc       | 6,044          | 5,646          | 11,690         |
| Hani i Elezit | 932            | 876            | 1,808          |
| Istog         | 3,566          | 3,327          | 6,893          |
| Junik         | 402            | 372            | 774            |
| Kaçanik       | 3,167          | 2,835          | 6,002          |
| Kamenicë      | 2,060          | 1,903          | 3,963          |
| Klinë         | 3,733          | 3,631          | 7,364          |
| Leposaviq     | 11             | 5              | 16             |
| Lipjan        | 6,254          | 5,801          | 12,055         |
| Malishevë     | 5,827          | 5,611          | 11,438         |
| Mamushë       | 467            | 433            | 900            |
| Mitrovicë     | 7,734          | 7,710          | 15,444         |
| Novobërdë     | 280            | 277            | 557            |
| Obiliq        | 2,107          | 1,937          | 4,044          |
| Pejë          | 8,895          | 8,462          | 17,357         |
| Podujevë      | 8,616          | 8,257          | 16,873         |
| Prishtinë     | 22,101         | 21,391         | 43,492         |
| Prizren       | 14,981         | 13,973         | 28,954         |
| Rahovec       | 4,717          | 4,372          | 9,089          |
| Shtërpcë      | 277            | 266            | 543            |
| Shtime        | 2,800          | 2,543          | 5,343          |
| Skënderaj     | 4,901          | 4,358          | 9,259          |
| Suharekë      | 5,341          | 4,862          | 10,203         |
| Viti          | 3,936          | 3,810          | 7,746          |
| Vushtrri      | 6,979          | 6,225          | 13,204         |
| Zubin Potok   | 59             | 42             | 101            |
| Zveçan        | 35             | 31             | 66             |
| Klllokot      | 53             | 51             | 104            |
| <b>Total</b>  | <b>163,961</b> | <b>154,885</b> | <b>318,846</b> |

Pupils by groups / grades and gender in public education

| Group / Grade                         | Year 2020/21 |         |         |
|---------------------------------------|--------------|---------|---------|
|                                       | Male         | Female  | Total   |
| Group 1-2                             | 348          | 307     | 655     |
| Group 2-3                             | 406          | 404     | 810     |
| Group 3-4                             | 778          | 678     | 1,456   |
| Group 4-5                             | 664          | 598     | 1,262   |
| Group 5-6 - Preschool (kindergartens) | 548          | 508     | 1,056   |
| Group 5 - 6 - Pre-primary             | 9,848        | 9,109   | 18,957  |
| Grade 1                               | 12,984       | 12,154  | 25,138  |
| Grade 2                               | 12,715       | 11,963  | 24,678  |
| Grade 3                               | 13,177       | 12,601  | 25,778  |
| Grade 4                               | 12,852       | 12,251  | 25,103  |
| Grade 5                               | 12,734       | 11,848  | 24,582  |
| Grade 6                               | 12,613       | 12,085  | 24,698  |
| Grade 7                               | 12,786       | 12,013  | 24,799  |
| Grade 8                               | 12,804       | 11,820  | 24,624  |
| Grade 9                               | 12,712       | 11,796  | 24,508  |
| Grade 10                              | 12,335       | 11,286  | 23,621  |
| Grade 11                              | 12,243       | 11,747  | 23,990  |
| Grade 12                              | 11,395       | 11,703  | 23,098  |
| Grade 13                              | 19           | 14      | 33      |
| Total                                 | 163,961      | 154,885 | 318,846 |
|                                       |              |         |         |

Number of pupils by gender in levels, in public education

| Group / Grade                         | Year 2020/21 |         |         |
|---------------------------------------|--------------|---------|---------|
|                                       | Male         | Female  | Total   |
| Group 1-2                             | 348          | 307     | 655     |
| Group 2-3                             | 406          | 404     | 810     |
| Group 3-4                             | 778          | 678     | 1,456   |
| Group 4-5                             | 664          | 598     | 1,262   |
| Group 5-6 - Preschool (kindergartens) | 548          | 508     | 1,056   |
| Total-Preschool (kindergartens)       | 2,744        | 2,495   | 5,239   |
|                                       |              |         |         |
| Group 5 - 6 - Pre-primary             | 9,848        | 9,109   | 18,957  |
|                                       |              |         |         |
| Grade 1                               | 12,984       | 12,154  | 25,138  |
| Grade 2                               | 12,715       | 11,963  | 24,678  |
| Grade 3                               | 13,177       | 12,601  | 25,778  |
| Grade 4                               | 12,852       | 12,251  | 25,103  |
| Grade 5                               | 12,734       | 11,848  | 24,582  |
| Grade 6                               | 12,613       | 12,085  | 24,698  |
| Grade 7                               | 12,786       | 12,013  | 24,799  |
| Grade 8                               | 12,804       | 11,820  | 24,624  |
| Grade 9                               | 12,712       | 11,796  | 24,508  |
| Total 1 to 9                          | 115,377      | 108,531 | 223,908 |
|                                       |              |         |         |
| Grade 10                              | 12,335       | 11,286  | 23,621  |
| Grade 11                              | 12,243       | 11,747  | 23,990  |
| Grade 12                              | 11,395       | 11,703  | 23,098  |
| Grade 13                              | 19           | 14      | 33      |
| Total 10 to 13                        | 35,992       | 34,750  | 70,742  |
| Total                                 | 163,961      | 154,885 | 318,846 |
|                                       |              |         |         |

## Staff in public education

| Municipality  | Year 2020/21  |               |               |
|---------------|---------------|---------------|---------------|
|               | Male          | Female        | Total         |
| Deçan         | 295           | 242           | 537           |
| Dragash       | 371           | 73            | 444           |
| Ferizaj       | 843           | 965           | 1808          |
| Fushë Kosovë  | 148           | 331           | 479           |
| Gjakovë       | 581           | 915           | 1496          |
| Gjilan        | 806           | 858           | 1664          |
| Glogovc       | 521           | 427           | 948           |
| Hani i Elezit | 72            | 57            | 129           |
| Istog         | 292           | 333           | 625           |
| Junik         | 41            | 41            | 82            |
| Kaçanik       | 325           | 211           | 536           |
| Kamenicë      | 399           | 206           | 605           |
| Klinë         | 395           | 253           | 648           |
| Leposaviq     | 9             | 8             | 17            |
| Lipjan        | 546           | 475           | 1021          |
| Malishevë     | 769           | 370           | 1139          |
| Mamushë       | 33            | 33            | 66            |
| Mitrovicë     | 576           | 765           | 1341          |
| Novobërdë     | 39            | 41            | 80            |
| Obiliq        | 151           | 236           | 387           |
| Pejë          | 604           | 957           | 1561          |
| Podujevë      | 774           | 650           | 1424          |
| Prishtinë     | 998           | 2,247         | 3245          |
| Prizren       | 1,322         | 1,319         | 2641          |
| Rahovec       | 510           | 301           | 811           |
| Shtërpcë      | 66            | 35            | 101           |
| Shtime        | 262           | 202           | 464           |
| Skënderaj     | 539           | 309           | 848           |
| Suharekë      | 530           | 460           | 990           |
| Viti          | 459           | 382           | 841           |
| Vushtrri      | 563           | 488           | 1051          |
| Zubin Potok   | 8             | 11            | 19            |
| Zveçan        | 15            | 16            | 31            |
| Klllokot      | 7             | 11            | 18            |
| <b>Total</b>  | <b>13,869</b> | <b>14,228</b> | <b>28,097</b> |

## Public school institutions and satellite schools

| Municipality  | Year 2020/21           |                               |                 |              |
|---------------|------------------------|-------------------------------|-----------------|--------------|
|               | Preschool institutions | Primary / and lower secondary | Upper secondary | Total        |
| Deçan         | -                      | 22                            | 2               | 24           |
| Dragash       | -                      | 31                            | 1               | 32           |
| Ferizaj       | 1                      | 50                            | 8               | 59           |
| Fushë Kosovë  | 1                      | 13                            | 3               | 17           |
| Gjakovë       | 5                      | 51                            | 9               | 65           |
| Gjilan        | 4                      | 35                            | 9               | 48           |
| Glogoc        | 2                      | 30                            | 2               | 34           |
| Hani i Elezit | -                      | 5                             | 1               | 6            |
| Istog         | 5                      | 24                            | 3               | 32           |
| Junik         | -                      | 1                             | 1               | 2            |
| Kaçanik       | 1                      | 20                            | 2               | 23           |
| Kamenicë      | 1                      | 15                            | 3               | 19           |
| Klinë         | 1                      | 26                            | 2               | 29           |
| Leposaviq     | -                      | 1                             | -               | 1            |
| Lipjan        | 1                      | 50                            | 4               | 55           |
| Malishevë     | 1                      | 38                            | 3               | 42           |
| Mamushë       | 1                      | 1                             | 1               | 3            |
| Mitrovicë     | 1                      | 39                            | 6               | 46           |
| Novobërdë     | -                      | 7                             | 1               | 8            |
| Obiliq        | 1                      | 15                            | 2               | 18           |
| Pejë          | 1                      | 39                            | 6               | 46           |
| Podujevë      | 1                      | 55                            | 4               | 60           |
| Prishtinë     | 8                      | 52                            | 14              | 74           |
| Prizren       | -                      | 69                            | 15              | 84           |
| Rahovec       | 1                      | 30                            | 4               | 35           |
| Shtërpcë      | -                      | 3                             | 1               | 4            |
| Shtime        | 1                      | 17                            | 2               | 20           |
| Skënderaj     | 1                      | 34                            | 4               | 39           |
| Suharekë      | 3                      | 40                            | 3               | 46           |
| Viti          | 1                      | 34                            | 3               | 38           |
| Vushtrri      | 1                      | 40                            | 3               | 44           |
| Zubin Potok   | -                      | 1                             | -               | 1            |
| Zveçan        | -                      | 3                             | -               | 3            |
| Klllokot      | -                      | 1                             | -               | 1            |
| <b>Total</b>  | <b>44</b>              | <b>892</b>                    | <b>122</b>      | <b>1,058</b> |



INFORMATION ON

Pupils by gender and grades in resource centers / special schools

| Age group / Grade       | Year 2020/21 |        |       |
|-------------------------|--------------|--------|-------|
|                         | Male         | Female | Total |
| Group 1-2               | 20           | 18     | 38    |
| Group 2-3               | -            | 3      | 3     |
| Group 3-4               | 5            | 1      | 6     |
| Group 5-6 - Pre-primary | 9            | 5      | 14    |
| Grade 1                 | 12           | 1      | 13    |
| Grade 2                 | 11           | 7      | 18    |
| Grade 3                 | 14           | 6      | 20    |
| Grade 4                 | 10           | 4      | 14    |
| Grade 5                 | 11           | 3      | 14    |
| Grade 6                 | 6            | 10     | 16    |
| Grade 7                 | 15           | 8      | 23    |
| Grade 8                 | 11           | 7      | 18    |
| Grade 9                 | 11           | 13     | 24    |
| Grade 10                | 13           | 9      | 22    |
| Grade 11                | 19           | 10     | 29    |
| Grade 12                | 19           | 16     | 35    |
| Total                   | 186          | 121    | 307   |

INFORMATION ON

Pupils by grade in private education

| Group / Grade                         | Year 2020/21 |        |        |
|---------------------------------------|--------------|--------|--------|
|                                       | Male         | Female | Total  |
| Group 1-2                             | 455          | 400    | 855    |
| Group 2-3                             | 517          | 445    | 962    |
| Group 3-4                             | 766          | 701    | 1,467  |
| Group 4-5                             | 808          | 763    | 1,571  |
| Group 5-6 – Preschool (kindergartens) | 1,016        | 993    | 2,009  |
| Group 5-6 - Pre-primary               | 68           | 51     | 119    |
| Grade 1                               | 381          | 359    | 740    |
| Grade 2                               | 394          | 305    | 699    |
| Grade 3                               | 349          | 306    | 655    |
| Grade 4                               | 351          | 299    | 650    |
| Grade 5                               | 301          | 255    | 556    |
| Grade 6                               | 384          | 279    | 663    |
| Grade 7                               | 368          | 256    | 624    |
| Grade 8                               | 355          | 265    | 620    |
| Grade 9                               | 311          | 278    | 589    |
| Grade 10                              | 653          | 624    | 1,277  |
| Grade 11                              | 627          | 583    | 1,210  |
| Grade 12                              | 578          | 580    | 1,158  |
| Total                                 | 8,682        | 7,742  | 16,424 |

## INFORMATION ON

### Pupils with special needs in regular classes\*

| Grade (class)                         | Intellectual impairment | Hearing impairment | Eye/vision impairment | Physical impairment | Multiple impairment | Difficulty in speaking, communication and language | Autism | Emotional and behavioral disorders | Learning difficulties / disorders | Social, cultural and linguistic deprivations | Down syndrome | Total |
|---------------------------------------|-------------------------|--------------------|-----------------------|---------------------|---------------------|--|--------|------------------------------------|-----------------------------------|--|---------------|-------|
| Group 1-2                             | -                       | -                  | 1                     | -                   | 38                  | 4  | 1      | -                                  | -                                 | -  | 1             | 45    |
| Group 2-3                             | -                       | -                  | -                     | -                   | 3                   | 5  | 1      | 1                                  | 1                                 | -  | 2             | 13    |
| Group 3-4                             | 2                       | 3                  | 1                     | 1                   | 6                   | 18   | 11     | 6                                  | -                                 | -  | 5             | 53    |
| Group 4-5                             | 2                       | 2                  | 7                     | -                   | 19                  | 42   | 8      | 9                                  | 2                                 | -  | 21            | 112   |
| Group 5-6 - Preschool (Kindergartens) | 4                       | 1                  | 18                    | 1                   | 8                   | 36   | 24     | 5                                  | 5                                 | -  | 3             | 105   |
| Group 5-6 - Pre-primary               | 28                      | 6                  | 45                    | 14                  | 17                  | 40   | 4      | 8                                  | 8                                 | -  | 4             | 174   |
| Grade 1                               | 24                      | 9                  | 81                    | 17                  | 27                  | 90   | 35     | 12                                 | 13                                | -  | 10            | 318   |
| Grade 2                               | 57                      | 6                  | 85                    | 15                  | 33                  | 68   | 27     | 12                                 | 40                                | 1  | 7             | 351   |
| Grade 3                               | 61                      | 9                  | 149                   | 15                  | 39                  | 39   | 14     | 18                                 | 53                                | -  | 16            | 413   |
| Grade 4                               | 54                      | 12                 | 112                   | 23                  | 30                  | 63   | 14     | 12                                 | 56                                | -  | 22            | 398   |
| Grade 5                               | 59                      | 7                  | 122                   | 15                  | 44                  | 34   | 12     | 19                                 | 53                                | 1  | 17            | 383   |
| Grade 6                               | 66                      | 8                  | 95                    | 15                  | 43                  | 27   | 12     | 14                                 | 37                                | -  | 13            | 330   |
| Grade 7                               | 59                      | 11                 | 65                    | 11                  | 53                  | 28   | 5      | 12                                 | 35                                | 3  | 7             | 289   |
| Grade 8                               | 68                      | 7                  | 97                    | 12                  | 30                  | 28   | 5      | 8                                  | 24                                | -  | 9             | 288   |
| Grade 9                               | 65                      | 16                 | 121                   | 14                  | 22                  | 18   | 5      | 13                                 | 14                                | -  | 6             | 294   |
| Grade 10                              | 11                      | 1                  | 34                    | 13                  | 9                   | 9  | 5      | 1                                  | 2                                 | -  | 7             | 92    |
| Grade 11                              | 21                      | 10                 | 61                    | 15                  | 15                  | 9  | 5      | 2                                  | 10                                | -  | 2             | 150   |
| Grade 12                              | 18                      | 10                 | 28                    | 14                  | 13                  | 20   | 1      | 18                                 | 1                                 | -  | 8             | 131   |
| Grade 13                              | -                       | -                  | -                     | -                   | -                   | -  | -      | -                                  | -                                 | -  | -             | -     |
| Total                                 | 599                     | 118                | 1,122                 | 195                 | 449                 | 578  | 189    | 170                                | 354                               | 5  | 160           | 3,939 |

\* The data of pupils with special needs and the accuracy of these data is complex due to the fact that not all pupils with special needs who are in regular classes have yet been assessed by professional assessment teams in municipalities.

INFORMATION ON

Pupils by grade and level, school year 2020/21, public and private education

| Group / Grade                           | Year 2020/21 |         |         |
|---|--------------|---------|---------|
|   | Male         | Female  | Total   |
| Group 1-2                               | 803          | 707     | 1,510   |
| Group 2-3                               | 923          | 849     | 1,772   |
| Group 3-4                               | 1,544        | 1,379   | 2,923   |
| Group 4-5                               | 1,472        | 1,361   | 2,833   |
| Group 5-6 - Preschool<br>(kindergarten) | 1,564        | 1,501   | 3,065   |
| Group 5 - 6 - Pre-primary               | 9,916        | 9,160   | 19,076  |
| Grade 1                                 | 13,365       | 12,513  | 25,878  |
| Grade 2                                 | 13,109       | 12,268  | 25,377  |
| Grade 3                                 | 13,526       | 12,907  | 26,433  |
| Grade 4                                 | 13,203       | 12,550  | 25,753  |
| Grade 5                                 | 13,035       | 12,103  | 25,138  |
| Grade 6                                 | 12,997       | 12,364  | 25,361  |
| Grade 7                                 | 13,154       | 12,269  | 25,423  |
| Grade 8                                 | 13,159       | 12,085  | 25,244  |
| Grade 9                                 | 13,023       | 12,074  | 25,097  |
| Grade 10                                | 12,988       | 11,910  | 24,898  |
| Grade 11                                | 12,870       | 12,330  | 25,200  |
| Grade 12                                | 11,973       | 12,283  | 24,256  |
| Grade 13                                | 19           | 14      | 33      |
| Total                                   | 172,643      | 162,627 | 335,270 |
|   |              |         |         |

## SUMMARY INFORMATION ON PRE-UNIVERSITY EDUCATION

### Number of pupils by gender, grade, type of education and level of ISCED

| Age group                                       | Total (public and private) |                |                | Public education |                |                | Private education |              |              | Adult education |              |            |
|---|----------------------------|----------------|----------------|------------------|----------------|----------------|-------------------|--------------|--------------|-----------------|--------------|------------|
|   | Total                      | Male           | Female         | Total            | Male           | Female         | Total             | Male         | Female       | Total           | Male         | Female     |
| 1-2 years old                                   | 1,510                      | 803            | 707            | 655              | 348            | 307            | 855               | 455          | 400          |                 |              |            |
| 2-3 years old                                   | 1,772                      | 923            | 849            | 810              | 406            | 404            | 962               | 517          | 445          |                 |              |            |
| 3-4 years old                                   | 2,923                      | 1,544          | 1,379          | 1,456            | 778            | 678            | 1,467             | 766          | 701          |                 |              |            |
| 4-5 years old                                   | 2,833                      | 1,472          | 1,361          | 1,262            | 664            | 598            | 1,571             | 808          | 763          |                 |              |            |
| 5-6 years (preschool)                           | 3,065                      | 1,564          | 1,501          | 1,056            | 548            | 508            | 2,009             | 1,016        | 993          |                 |              |            |
| 5-6 (pre-primary)                               | 19,076                     | 9,916          | 9,160          | 18,957           | 9,848          | 9,109          | 119               | 68           | 51           |                 |              |            |
| <b>Total, preschool educ</b>                    | <b>31,179</b>              | <b>16,222</b>  | <b>14,957</b>  | <b>24,196</b>    | <b>12,592</b>  | <b>11,604</b>  | <b>6,983</b>      | <b>3,630</b> | <b>3,353</b> |                 |              |            |
| Grade 1   | 25,878                     | 13,365         | 12,513         | 25,138           | 12,984         | 12,154         | 740               | 381          | 359          |                 |              |            |
| Grade 2   | 25,377                     | 13,109         | 12,268         | 24,678           | 12,715         | 11,963         | 699               | 394          | 305          |                 |              |            |
| Grade 3   | 26,433                     | 13,526         | 12,907         | 25,778           | 13,177         | 12,601         | 655               | 349          | 306          |                 |              |            |
| Grade 4   | 25,753                     | 13,203         | 12,550         | 25,103           | 12,852         | 12,251         | 650               | 351          | 299          |                 |              |            |
| Grade 5   | 25,138                     | 13,035         | 12,103         | 24,582           | 12,734         | 11,848         | 556               | 301          | 255          |                 |              |            |
| <b>Total primary education (1-5)</b>            | <b>128,579</b>             | <b>66,238</b>  | <b>62,341</b>  | <b>125,279</b>   | <b>64,462</b>  | <b>60,817</b>  | <b>3,300</b>      | <b>1,776</b> | <b>1,524</b> |                 |              |            |
| Grade 6   | 25,361                     | 12,997         | 12,364         | 24,698           | 12,613         | 12,085         | 663               | 384          | 279          |                 |              |            |
| Grade 7   | 25,423                     | 13,154         | 12,269         | 24,799           | 12,786         | 12,013         | 624               | 368          | 256          |                 |              |            |
| Grade 8   | 25,244                     | 13,159         | 12,085         | 24,624           | 12,804         | 11,820         | 620               | 355          | 265          |                 |              |            |
| Grade 9   | 25,097                     | 13,023         | 12,074         | 24,508           | 12,712         | 11,796         | 589               | 311          | 278          |                 |              |            |
| <b>Total, lower secondary</b>                   | <b>101,125</b>             | <b>52,333</b>  | <b>48,792</b>  | <b>98,629</b>    | <b>50,915</b>  | <b>47,714</b>  | <b>2,496</b>      | <b>1,418</b> | <b>1,078</b> |                 |              |            |
| <b>Total grades (1-9)</b>                       | <b>229,704</b>             | <b>118,571</b> | <b>111,133</b> | <b>223,908</b>   | <b>115,377</b> | <b>108,531</b> | <b>5,796</b>      | <b>3,194</b> | <b>2,602</b> |                 |              |            |
| Grade 10  | 25,446                     | 13,384         | 12,062         | 23,621           | 12,335         | 11,286         | 1,277             | 653          | 624          | 548             | 396          | 152        |
| Grade 11  | 25,644                     | 13,233         | 12,411         | 23,990           | 12,243         | 11,747         | 1,210             | 627          | 583          | 444             | 363          | 81         |
| Grade 12  | 24,966                     | 12,431         | 12,535         | 23,098           | 11,395         | 11,703         | 1,158             | 578          | 580          | 710             | 458          | 252        |
| Grade 13  | 33                         | 19             | 14             | 33               | 19             | 14             | 0                 | 0            | 0            |                 |              |            |
| <b>Gymnasiums</b>                               | <b>34,167</b>              | <b>14,680</b>  | <b>19,487</b>  | <b>32,884</b>    | <b>14,021</b>  | <b>18,863</b>  | <b>1,283</b>      | <b>659</b>   | <b>624</b>   |                 |              |            |
| <b>Vocational</b>                               | <b>40,220</b>              | <b>23,170</b>  | <b>17,050</b>  | <b>37,858</b>    | <b>21,971</b>  | <b>15,887</b>  | <b>2,362</b>      | <b>1,199</b> | <b>1,163</b> |                 |              |            |
| <b>Total, upper secondary education (10-13)</b> | <b>76,089</b>              | <b>39,067</b>  | <b>37,022</b>  | <b>70,742</b>    | <b>35,992</b>  | <b>34,750</b>  | <b>3,645</b>      | <b>1,858</b> | <b>1,787</b> | <b>1,702</b>    | <b>1,217</b> | <b>485</b> |
| <b>Grand Total</b>                              | <b>336,972</b>             | <b>173,860</b> | <b>163,112</b> | <b>318,846</b>   | <b>163,961</b> | <b>154,885</b> | <b>16,424</b>     | <b>8,682</b> | <b>7,742</b> | <b>1,702</b>    | <b>1,217</b> | <b>485</b> |

## INFORMATION ON

### Pupil per classroom ratio in primary-lower secondary education, public education

| Municipality  | Year 2020/21     |                   |                  |
|---------------|------------------|-------------------|------------------|
|               | Number of pupils | Number of classes | Pupils per class |
| Deçan         | 3,797            | 243               | 15.6             |
| Dragash       | 2,568            | 249               | 10.3             |
| Ferizaj       | 15,411           | 787               | 19.6             |
| Fushë Kosovë  | 7,355            | 249               | 29.5             |
| Gjakovë       | 11,022           | 625               | 17.6             |
| Gjilan        | 10,628           | 694               | 15.3             |
| Glllogovc     | 8,232            | 387               | 21.3             |
| Hani i Elezit | 1,367            | 62                | 22.0             |
| Istog         | 4,817            | 267               | 18.0             |
| Junik         | 505              | 27                | 18.7             |
| Kaçanik       | 4,366            | 250               | 17.5             |
| Kamenicë      | 2,687            | 226               | 11.9             |
| Klinë         | 5,326            | 294               | 18.1             |
| Leposaviq     | 16               | 9                 | 1.8              |
| Lipjan        | 8,538            | 487               | 17.5             |
| Malishevë     | 8,277            | 501               | 16.5             |
| Mamushë       | 664              | 36                | 18.4             |
| Mitrovicë     | 10,359           | 628               | 16.5             |
| Novobërdë     | 464              | 48                | 9.7              |
| Obiliq        | 2,986            | 174               | 17.2             |
| Pejë          | 12,125           | 652               | 18.6             |
| Podujevë      | 11,913           | 622               | 19.2             |
| Prishtinë     | 29,771           | 1,253             | 23.8             |
| Prizren       | 20,686           | 1,205             | 17.2             |
| Rahovec       | 6,693            | 413               | 16.2             |
| Shtërpcë      | 379              | 45                | 8.4              |
| Shtime        | 3,768            | 198               | 19.0             |
| Skënderaj     | 6,526            | 373               | 17.5             |
| Suharekë      | 7,366            | 440               | 16.7             |
| Viti          | 5,488            | 386               | 14.2             |
| Vushtrri      | 9,546            | 494               | 19.3             |
| Zubin Potok   | 92               | 9                 | 10.2             |
| Zveçan        | 66               | 13                | 5.1              |
| Klllokot      | 104              | 9                 | 11.6             |
| Total         | 223,908          | 12,355            | 18.1             |

## INFORMATION ON

### Pupils per class ratio in upper secondary education, public education

| Municipality  | Year 2020/21     |                   |                  |
|---------------|------------------|-------------------|------------------|
|               | Number of pupils | Number of classes | Pupils per class |
| Deçan         | 1,063            | 52                | 20.4             |
| Dragash       | 525              | 35                | 15.0             |
| Ferizaj       | 6,018            | 257               | 23.4             |
| Fushë Kosovë  | 1,528            | 47                | 32.5             |
| Gjakovë       | 3,858            | 167               | 23.1             |
| Gjilan        | 4,408            | 202               | 21.8             |
| Glllogovc     | 2,487            | 108               | 23.0             |
| Hani i Elezit | 303              | 10                | 30.3             |
| Istog         | 1,435            | 71                | 20.2             |
| Junik         | 190              | 9                 | 21.1             |
| Kaçanik       | 1,163            | 56                | 20.8             |
| Kamenicë      | 935              | 82                | 11.4             |
| Klinë         | 1,446            | 70                | 20.7             |
| Leposaviq     | -                | -                 | 0.0              |
| Lipjan        | 2,585            | 99                | 26.1             |
| Malishevë     | 2,268            | 99                | 22.9             |
| Mamushë       | 167              | 6                 | 27.8             |
| Mitrovicë     | 3,886            | 167               | 23.3             |
| Novobërdë     | 42               | 4                 | 10.5             |
| Obiliq        | 703              | 32                | 22.0             |
| Pejë          | 3,909            | 198               | 19.7             |
| Podujevë      | 3,863            | 153               | 25.2             |
| Prishtinë     | 10,020           | 385               | 26.0             |
| Prizren       | 6,503            | 309               | 21.0             |
| Rahovec       | 1,620            | 86                | 18.8             |
| Shtërpcë      | 120              | 8                 | 15.0             |
| Shtime        | 1,152            | 54                | 21.3             |
| Skënderaj     | 2,062            | 86                | 24.0             |
| Suharekë      | 2,088            | 101               | 20.7             |
| Viti          | 1,716            | 96                | 17.9             |
| Vushtrri      | 2,679            | 120               | 22.3             |
| Zubin Potok   | -                | -                 | 0.0              |
| Zveçan        | -                | -                 | 0.0              |
| Klllokot      | -                | -                 | 0.0              |
| <b>Total</b>  | <b>70,742</b>    | <b>3,169</b>      | <b>22.3</b>      |

## 12. STATISTICS OF HIGHER EDUCATION

### 12.1 PUBLIC UNIVERSITIES

Table 35. The number of students enrolled at the Bachelor level in Public Universities in the academic year 2020/2021

| University                               | I-st year    |              |              |
|--|--------------|--------------|--------------|
|  | Female       | Male         | Total        |
| University of Prishtina                  | 3,272        | 2,002        | 5,274        |
| University of Prizren                    | 767          | 598          | 1,365        |
| University of Peja                       | 389          | 423          | 812          |
| University of Gjakova                    | 276          | 47           | 323          |
| University of Gjilan                     | 435          | 290          | 725          |
| University of Mitrovica                  | 484          | 348          | 832          |
| University of Applied Sciences - Ferizaj | 304          | 212          | 516          |
| Faculty of Islamic Studies               | 38           | 45           | 83           |
| Kosovo Academy for Public Safety         | 3            | 21           | 24           |
| <b>Total</b>                             | <b>5,968</b> | <b>3,986</b> | <b>9,954</b> |



Table 36. Total number of students at the Bachelor level in the academic year 2020/2021

| University                               | I-st year |         |          | II-nd year |         |          | III-d year |         |          | IV-th year |         |          | V-th year |         |          | VI-th year |         |          | Total  |         |          |
|--|-----------|---------|----------|------------|---------|----------|------------|---------|----------|------------|---------|----------|-----------|---------|----------|------------|---------|----------|--------|---------|----------|
|  | Femra     | Meshkuj | Gjithsej | Femra      | Meshkuj | Gjithsej | Femra      | Meshkuj | Gjithsej | Femra      | Meshkuj | Gjithsej | Femra     | Meshkuj | Gjithsej | Femra      | Meshkuj | Gjithsej | Femra  | Meshkuj | Gjithsej |
| University of Prishtina                  | 3,813     | 2,677   | 6,490    | 3,677      | 2,064   | 5,741    | 5,587      | 3,734   | 9,321    | 2,904      | 1,046   | 3,950    | 350       | 283     | 633      | 529        | 460     | 989      | 16,860 | 10,264  | 27,124   |
| University of Prizren                    | 769       | 612     | 1,381    | 105        | 58      | 163      | 943        | 423     | 1,366    | 933        | 139     | 1,072    | -         | -       | -        | -          | -       | -        | 2,750  | 1,232   | 3,982    |
| University of Peja                       | 1,441     | 3,596   | 5,037    | 527        | 657     | 1,184    | 599        | 474     | 1,073    | 300        | 178     | 478      | -         | -       | -        | -          | -       | -        | 2,867  | 4,905   | 7,772    |
| University of Gjakova                    | 297       | 50      | 347      | 343        | 48      | 391      | 410        | 80      | 490      | 253        | 36      | 289      | -         | -       | -        | -          | -       | -        | 1,303  | 214     | 1,517    |
| University of Gjilan                     | 506       | 357     | 863      | 338        | 144     | 482      | 451        | 196     | 647      | 308        | 50      | 358      | -         | -       | -        | -          | -       | -        | 1,603  | 747     | 2,350    |
| University of Mitrovica                  | 492       | 351     | 843      | 81         | 49      | 130      | 519        | 284     | 803      | 224        | 33      | 257      | -         | -       | -        | -          | -       | -        | 1,316  | 717     | 2,033    |
| University of Applied Sciences - Ferizaj | 312       | 230     | 542      | 201        | 147     | 348      | 226        | 133     | 359      | -          | -       | -        | -         | -       | -        | -          | -       | -        | 739    | 510     | 1,249    |
| Faculty of Islamic Studies               | 43        | 54      | 97       | 31         | 38      | 69       | 18         | 30      | 48       | 17         | 35      | 52       | -         | -       | -        | -          | -       | -        | 109    | 157     | 266      |
| Kosovo Academy for Public Safety         | 3         | 21      | 24       | 2          | 36      | 38       | 4          | 48      | 52       | 5          | 58      | 63       | -         | -       | -        | -          | -       | -        | 14     | 163     | 177      |
| Total                                    | 7,676     | 7,948   | 15,624   | 5,305      | 3,241   | 8,546    | 8,757      | 5,402   | 14,159   | 4,944      | 1,575   | 6,519    | 350       | 283     | 633      | 529        | 460     | 989      | 27,561 | 18,909  | 46,470   |

Table 37. Total number of students from abroad at the Bachelor level in the academic year 2020/2021

| University                               | Albania |      |       | North Macedonia |      |       | Montenegro |      |       | Preshevë, Bujanoc and Medvegjë |      |       | Turkey |      |       | Total  |      |       |
|--|---------|------|-------|-----------------|------|-------|------------|------|-------|--------------------------------|------|-------|--------|------|-------|--------|------|-------|
|  | Female  | Male | Total | Female          | Male | Total | Female     | Male | Total | Female                         | Male | Total | Female | Male | Total | Female | Male | Total |
| University of Prishtina                  | 37      | 26   | 63    | 30              | 28   | 58    | 45         | 24   | 69    | 188                            | 113  | 301   | -      | 6    | 6     | 300    | 197  | 497   |
| University of Prizren                    | 20      | 13   | 33    | -               | 1    | 1     | 82         | 60   | 142   | -                              | -    | -     | -      | -    | -     | 102    | 74   | 176   |
| University of Peja                       | 2       | 2    | 4     | 1               | -    | 1     | 36         | 39   | 75    | -                              | -    | -     | -      | -    | -     | 39     | 41   | 80    |
| University of Gjakova                    | 3       | -    | 3     | -               | -    | -     | -          | -    | -     | -                              | -    | -     | -      | -    | -     | 3      | -    | 3     |
| University of Gjiilan                    | 3       | 2    | 5     | 11              | 12   | 23    | -          | -    | -     | 155                            | 141  | 296   | -      | -    | -     | 169    | 155  | 324   |
| University of Mitrovica                  | 2       | -    | 2     | -               | -    | -     | -          | -    | -     | 1                              | 1    | 2     | -      | -    | -     | 3      | 1    | 4     |
| University of Applied Sciences - Ferizaj | -       | -    | -     | -               | -    | -     | -          | 2    | 2     | -                              | -    | -     | -      | -    | -     | -      | 2    | 2     |
| Faculty of Islamic Studies               | 11      | 4    | 15    | 4               | 2    | 6     | 5          | 10   | 15    | -                              | -    | -     | -      | -    | -     | 20     | 16   | 36    |
| Kosovo Academy for Public Safety         | -       | -    | -     | -               | -    | -     | -          | -    | -     | -                              | -    | -     | -      | -    | -     | -      | -    | -     |
| Total                                    | 78      | 47   | 125   | 46              | 43   | 89    | 168        | 135  | 303   | 344                            | 255  | 599   | -      | 6    | 6     | 636    | 486  | 1122  |

Table 38. Number of graduate students at the Bachelor level in the academic year 2019/2020

| University                               | Female | Male  | Total |
|--|--------|-------|-------|
| University of Prishtina                  | 2,585  | 1,285 | 3,870 |
| University of Prizren                    | 691    | 209   | 900   |
| University of Peja                       | 191    | 120   | 311   |
| University of Gjakova                    | 128    | 18    | 146   |
| University of Gjilan                     | 248    | 88    | 336   |
| University of Mitrovica                  | 173    | 83    | 256   |
| University of Applied Sciences - Ferizaj | 83     | 37    | 120   |
| Faculty of Islamic Studies               | 15     | 18    | 33    |
| Kosovo Academy for Public Safety         | 2      | 23    | 25    |
| Total                                    | 4,116  | 1,881 | 5,997 |

Table 39. Number of students enrolled in the Master level in the academic year 2020/2021

| University                               | Female | Male  | Total |
|--|--------|-------|-------|
| University of Prishtina                  | 1,291  | 725   | 2,016 |
| University of Prizren                    | 82     | 92    | 174   |
| University of Peja                       | 149    | 98    | 247   |
| University of Gjakova                    | -      | -     | -     |
| University of Gjilan                     | 39     | 37    | 76    |
| University of Mitrovica                  | 31     | 31    | 62    |
| University of Applied Sciences - Ferizaj | 65     | 65    | 130   |
| Faculty of Islamic Studies               | 8      | 17    | 25    |
| Kosovo Academy for Public Safety         | -      | -     | -     |
| Total                                    | 1,665  | 1,065 | 2,730 |

Table 40. Total number of students at the Master level in the academic year 2020/2021

| University                               | I-st year |       | II-nd year |       | Female | Male  | Total |
|--|-----------|-------|------------|-------|--------|-------|-------|
|  | Female    | Male  | Female     | Male  |        |       |       |
| University of Prishtina                  | 1,891     | 907   | 1,875      | 1,163 | 3,766  | 2,070 | 5,836 |
| University of Prizren                    | 84        | 93    | 88         | 83    | 172    | 176   | 348   |
| University of Peja                       | 303       | 275   | 332        | 283   | 635    | 558   | 1,193 |
| University of Gjakova                    | -         | -     | -          | -     | -      | -     | -     |
| University of Gjilan                     | 41        | 41    | 56         | 53    | 97     | 94    | 191   |
| University of Mitrovica                  | 31        | 31    | 42         | 52    | 73     | 83    | 156   |
| University of Applied Sciences - Ferizaj | 65        | 65    | 44         | 27    | 109    | 92    | 201   |
| Faculty of Islamic Studies               | 8         | 17    | -          | -     | 8      | 17    | 25    |
| Kosovo Academy for Public Safety         | -         | -     | -          | -     | -      | -     | -     |
| Total                                    | 2,423     | 1,429 | 2,437      | 1,661 | 4,860  | 3,090 | 7,950 |

Table 41. Total number of students from abroad at the Master level in the academic year 2020/2021

| University                                  | Albania  |          | North Macedonia |          | Montenegro |           | Preshevë,<br>Bujanoc and<br>Medvegjë |          | Other    |          | Total     |           |            |
|---|----------|----------|-----------------|----------|------------|-----------|--------------------------------------|----------|----------|----------|-----------|-----------|------------|
|   | Female   | Male     | Female          | Male     | Female     | Male      | Female                               | Male     | Female   | Male     | Female    | Male      | Total      |
| University of Prishtina                     | 3        | 5        | 8               | 2        | 8          | 2         | 29                                   | 7        | 6        | 5        | 54        | 21        | 75         |
| University of Prizren                       | 1        | 1        | -               | -        | 3          | 7         | -                                    | -        | -        | -        | 4         | 8         | 12         |
| University of Peja                          | 1        | 1        | -               | -        | 8          | 8         | -                                    | -        | -        | -        | 9         | 9         | 18         |
| University of Gjakova                       | -        | -        | -               | -        | -          | -         | -                                    | -        | -        | -        | -         | -         | -          |
| University of Gjilan                        | 1        | -        | -               | -        | 5          | 8         | -                                    | -        | -        | -        | 6         | 8         | 14         |
| University of Mitrovica                     | -        | -        | 1               | 1        | -          | -         | -                                    | -        | -        | -        | 1         | 1         | 2          |
| University of Applied Sciences -<br>Ferizaj | -        | -        | -               | -        | -          | -         | -                                    | -        | -        | -        | -         | -         | -          |
| Faculty of Islamic Studies                  | -        | -        | 1               | 4        | -          | -         | -                                    | -        | -        | -        | 1         | 4         | 5          |
| Kosovo Academy for Public<br>Safety         | -        | -        | -               | -        | -          | -         | -                                    | -        | -        | -        | -         | -         | -          |
| <b>Total</b>                                | <b>6</b> | <b>7</b> | <b>10</b>       | <b>7</b> | <b>24</b>  | <b>25</b> | <b>29</b>                            | <b>7</b> | <b>6</b> | <b>5</b> | <b>75</b> | <b>51</b> | <b>126</b> |

Table 42. Number of graduate students at the Master level in the academic year 2019/2020

| Faculty / Study programmes               | Female | Male | Total |
|--|--------|------|-------|
| University of Prishtina                  | 721    | 517  | 1,238 |
| University of Prizren                    | 113    | 55   | 168   |
| University of Peja                       | 134    | 69   | 203   |
| University of Gjakova                    | -      | -    | -     |
| University of Gjilan                     | -      | 1    | 1     |
| University of Mitrovica                  | 19     | 13   | 32    |
| University of Applied Sciences - Ferizaj | 3      | 5    | 8     |
| The Faculty of Islamic Studies           | 1      | 6    | 7     |
| Kosovo Academy for Public Safety         | -      | -    | -     |
| Total                                    | 991    | 666  | 1,657 |

Table 43. Number of candidates accepted for Doctoral studies at the University of Prishtina in the academic year 2020/2021

| Filed of study                   | Female    | Male      | Total     |
|----------------------------------|-----------|-----------|-----------|
| History                          | 1         | 4         | 5         |
| Chemistry                        | -         | 2         | 2         |
| Biology of organisms and ecology | 1         | -         | 1         |
| Linguistics                      | 6         | 4         | 10        |
| Literature                       | 5         | -         | 5         |
| Constitutional Law Program       | -         | 2         | 2         |
| Civil Law Program                | 2         | 2         | 4         |
| Criminal Law Program             | 2         | 2         | 4         |
| Financial Law Program            | 1         | -         | 1         |
| International                    | 3         | 2         | 5         |
| Banking, Finance and Accounting  | -         | -         | -         |
| Management and Informatics       | -         | -         | -         |
| Computer Science                 | -         | -         | -         |
| Pre-Clinical Medicine            | -         | -         | -         |
| Dentistry                        | -         | -         | -         |
| Public health                    | -         | -         | -         |
| Clinical Medicine                | -         | -         | -         |
| Experimental Biomedicine         | -         | -         | -         |
| <b>Total</b>                     | <b>21</b> | <b>18</b> | <b>39</b> |



Table 44. Number of candidates in Doctoral studies at the University of Prishtina in the academic year 2020/2021

| Field of study                               | I-st year |           | II-nd year |           | III-d year |           | Female     | Male       | Total      |
|--|-----------|-----------|------------|-----------|------------|-----------|------------|------------|------------|
|  | Female    | Male      | Female     | Male      | Female     | Male      |            |            |            |
| History Program                              | 1         | 4         | 1          | 11        | -          | -         | 2          | 15         | 17         |
| Biology of Organisms and Ecology             | 1         | -         | 3          | 1         | 4          | 8         | 8          | 9          | 17         |
| Chemistry Program                            | -         | 2         | 3          | 1         | 12         | 9         | 15         | 12         | 27         |
| Mathematics                                  | -         | -         | -          | -         | 4          | 1         | 4          | 1          | 5          |
| Language Program                             | 6         | 4         | 10         | -         | 21         | 14        | 37         | 18         | 55         |
| Literature Program                           | 5         | -         | 5          | 1         | 18         | 10        | 28         | 11         | 39         |
| Communication and Journalism Science Program | -         | -         | -          | -         | 3          | 7         | 3          | 7          | 10         |
| Constitutional Law Program                   | -         | 2         | 2          | 3         | -          | -         | 2          | 5          | 7          |
| Civil Law Program                            | 2         | 2         | 4          | -         | -          | -         | 6          | 2          | 8          |
| Criminal Law Program                         | 2         | 2         | -          | 1         | -          | -         | 2          | 3          | 5          |
| Financial Law Program                        | 1         | -         | 1          | 1         | -          | -         | 2          | 1          | 3          |
| International                                | 3         | 2         | -          | -         | -          | -         | 3          | 2          | 5          |
| Finance, Banking and Accounting              | -         | -         | 9          | 5         | -          | -         | 9          | 5          | 14         |
| Management and Informatics                   | -         | -         | 11         | 4         | -          | -         | 11         | 4          | 15         |
| Marketing                                    | -         | -         | -          | -         | 2          | -         | 2          | -          | 2          |
| Computer Science                             | -         | -         | -          | 2         | -          | -         | -          | 2          | 2          |
| Pre-Clinical Medicine                        | 4         | 1         | 4          | 6         | -          | -         | 8          | 7          | 15         |
| Dentistry                                    | 7         | 3         | 6          | 5         | -          | -         | 13         | 8          | 21         |
| Public health                                | 2         | 1         | 5          | 1         | -          | -         | 7          | 2          | 9          |
| Clinical Medicine                            | 6         | 4         | 8          | 11        | -          | -         | 14         | 15         | 29         |
| Experimental Biomedicine                     | -         | 3         | 2          | 3         | -          | -         | 2          | 6          | 8          |
| Education Sciences Program                   | -         | -         | 2          | 1         | 12         | 5         | 14         | 6          | 20         |
| <b>Total</b>                                 | <b>40</b> | <b>30</b> | <b>76</b>  | <b>57</b> | <b>76</b>  | <b>54</b> | <b>192</b> | <b>141</b> | <b>333</b> |

Table 45. Number of candidates graduated at the Doctoral level in the academic year 2019/2020

| University                          | Male | Female | Total |
|-------------------------------------|------|--------|-------|
| Phylosophy                          | 3    | -      | 3     |
| Mathematical-Natural Sciences       | 1    | 1      | 2     |
| Philology                           | 3    | 5      | 8     |
| Law                                 | 5    | 2      | 7     |
| Economics                           | 7    | 7      | 14    |
| Electrical and Computer Engineering | -    | -      | -     |
| Mechanical Engineering              | -    | -      | -     |
| Medicine                            | 3    | 5      | 8     |
| FBV                                 | 1    | 1      | 2     |
| Total                               | 23   | 21     | 44    |

Table 46. Number of Academic staff by gender in the academic year 2020/2021

| University                               | Regular |      |       | Engaged |      |       |
|--|---------|------|-------|---------|------|-------|
|  | Female  | Male | Total | Female  | Male | Total |
| University of Prishtina                  | 561     | 344  | 905   | 217     | 163  | 380   |
| University of Prizren                    | 25      | 55   | 80    | 39      | 75   | 114   |
| University of Peja                       | 32      | 44   | 76    | 12      | 63   | 75    |
| University of Gjakova                    | 26      | 30   | 56    | 23      | 29   | 52    |
| University of Gjilan                     | 30      | 48   | 78    | 17      | 33   | 50    |
| University of Mitrovica                  | 30      | 73   | 103   | 11      | 21   | 32    |
| University of Applied Sciences - Ferizaj | 22      | 38   | 60    | -       | -    | -     |
| The Faculty of Islamic Studies           | 2       | 9    | 11    | 2       | 17   | 19    |
| Kosovo Academy for Public Safety         | -       | -    | -     | -       | -    | -     |
| Total                                    | 728     | 641  | 1,369 | 321     | 401  | 722   |

Table 47. Academic staff from abroad who teach at Public Universities in the academic year 2020/2021

| University                               | Albania |      | North Macedonia |      | Montenegro |      | Preshevë, Bujanovc, Medvexhë |      | Total  |      |       |
|--|---------|------|-----------------|------|------------|------|------------------------------|------|--------|------|-------|
|  | Female  | Male | Female          | Male | Female     | Male | Female                       | Male | Female | Male | Total |
| University of Prishtina                  | 2       | 7    | -               | 1    | 4          | 4    | -                            | -    | 6      | 12   | 18    |
| University of Prizren                    | 2       | 1    | -               | 2    | -          | -    | -                            | -    | 2      | 3    | 5     |
| University of Peja                       | -       | 1    | -               | 10   | -          | 3    | -                            | -    | -      | 14   | 14    |
| University of Gjakova                    | -       | 1    | -               | -    | 2          | -    | -                            | -    | 2      | 1    | 3     |
| University of Gjilan                     | -       | -    | -               | 1    | -          | -    | -                            | 2    | -      | 3    | 3     |
| University of Mitrovica                  | 2       | 1    | -               | -    | -          | -    | -                            | -    | 2      | 1    | 3     |
| University of Applied Sciences - Ferizaj | -       | -    | -               | -    | -          | -    | -                            | -    | -      | -    | -     |
| The Faculty of Islamic Studies           | -       | -    | -               | -    | -          | -    | -                            | -    | -      | -    | -     |
| Kosovo Academy for Public Safety         | -       | -    | -               | -    | -          | -    | -                            | -    | -      | -    | -     |
| Total                                    | 6       | 11   | -               | 14   | 6          | 7    | -                            | 2    | 12     | 34   | 46    |

### 13. PRIVATE COLLEGES

Table 48. Number of students admitted to the Bachelor level in the academic year 2020/2021

| College                                 | Female | Male  | Total  |
|---|--------|-------|--------|
| AAB                                     | 2,620  | 2,077 | 4,697  |
| AUK                                     | 68     | 84    | 152    |
| Design Factori                          | -      | -     | -      |
| Fama (Fame)                             | -      | -     | -      |
| European i Kosovës (European of Kosovo) | -      | -     | -      |
| Dukagjini                               | -      | -     | -      |
| Gjilani                                 | -      | -     | -      |
| Humanistika                             | -      | -     | -      |
| IBCM                                    | 52     | 46    | 98     |
| International                           | -      | -     | -      |
| ISPE                                    | -      | -     | -      |
| QEAP Heimerer                           | 280    | 43    | 323    |
| Rezonanca                               | 398    | 267   | 665    |
| Riinvest                                | 88     | 208   | 296    |
| Tempulli                                | -      | -     | -      |
| UBT                                     | 1,603  | 2,062 | 3,665  |
| Universi                                | -      | -     | -      |
| Akademia Evolucion (Academy Evolution)  | 166    | 30    | 196    |
| Dardania                                | 110    | 34    | 144    |
| ESLG                                    | -      | -     | -      |
| Universum                               | 440    | 417   | 857    |
| Arbëri                                  | -      | -     | -      |
| Total                                   | 5,825  | 5,268 | 11,093 |

\* Colleges which are not Accredited for the academic year 2020/21: Iliria, Business, Juridika, Pjetër Budi, Globus, Kosovo Art Academy.

Table 49. Total number of students at the Bachelor level in the academic year 2020/2021

| College                                 | Year of study |        |        |        |        |       |        |       |        |       |        |       | Female | Male   | Total  |
|---|---------------|--------|--------|--------|--------|-------|--------|-------|--------|-------|--------|-------|--------|--------|--------|
|   | I-st          |        | II-nd  |        | III-d  |       | IV-th  |       | V-th   |       | IV-th  |       |        |        |        |
|   | Female        | Total  | Female | Total  | Female | Total | Female | Total | Female | Total | Female | Total |        |        |        |
| AAB                                     | 2,620         | 4,697  | 4,191  | 6,337  | 3,220  | 5,051 | 542    | 805   | -      | -     | -      | -     | 10,573 | 6,317  | 16,890 |
| AUK                                     | 68            | 152    | 64     | 121    | 64     | 113   | 53     | 116   | -      | -     | -      | -     | 249    | 253    | 502    |
| Design Factori                          | -             | -      | -      | -      | -      | -     | -      | -     | -      | -     | -      | -     | -      | -      | -      |
| Fama (Fame)                             | -             | -      | -      | -      | -      | -     | -      | -     | -      | -     | -      | -     | -      | -      | -      |
| Europian i Kosovës (European of Kosovo) | -             | -      | -      | -      | -      | -     | -      | -     | -      | -     | -      | -     | -      | -      | -      |
| Dukagjini                               | -             | -      | 31     | 53     | 16     | 37    | -      | -     | -      | -     | -      | -     | 47     | 43     | 90     |
| Gjilani                                 | -             | -      | -      | -      | -      | -     | -      | -     | -      | -     | -      | -     | -      | -      | -      |
| Humanistika                             | -             | -      | -      | -      | -      | -     | -      | -     | -      | -     | -      | -     | -      | -      | -      |
| IBMC                                    | 52            | 98     | 39     | 83     | 32     | 70    | -      | -     | -      | -     | -      | -     | 123    | 128    | 251    |
| International                           | -             | -      | -      | -      | -      | -     | -      | -     | -      | -     | -      | -     | -      | -      | -      |
| ISPE                                    | -             | -      | -      | -      | -      | -     | -      | -     | -      | -     | -      | -     | -      | -      | -      |
| QEAP Heimerer                           | 280           | 323    | 155    | 200    | 418    | 563   | -      | -     | -      | -     | -      | -     | 853    | 233    | 1,086  |
| Rezonanca                               | 398           | 665    | 358    | 602    | 314    | 496   | 346    | 563   | 281    | 489   | -      | -     | 1,697  | 1,118  | 2,815  |
| Riinvest                                | 88            | 296    | 79     | 279    | 72     | 200   | -      | -     | -      | -     | -      | -     | 239    | 536    | 775    |
| Tempulli                                | -             | -      | -      | -      | 4      | 40    | -      | -     | -      | -     | -      | -     | 4      | 36     | 40     |
| UBT                                     | 1,603         | 3,665  | 1,458  | 3,370  | 1,474  | 3,013 | 28     | 48    | -      | -     | -      | -     | 4,563  | 5,533  | 10,096 |
| Universi                                | -             | -      | 82     | 106    | 82     | 112   | -      | -     | -      | -     | -      | -     | 164    | 54     | 218    |
| Akademia Evolucion (Academy Evolution)  | 166           | 196    | 100    | 139    | 132    | 160   | -      | -     | -      | -     | -      | -     | 398    | 97     | 495    |
| Dardania                                | 110           | 144    | 57     | 92     | 92     | 139   | -      | -     | -      | -     | -      | -     | 259    | 116    | 375    |
| ESLG                                    | -             | -      | -      | -      | -      | -     | -      | -     | -      | -     | -      | -     | -      | -      | -      |
| Universum                               | 880           | 1,714  | 1,008  | 1,802  | -      | -     | -      | -     | -      | -     | -      | -     | 1,888  | 1,628  | 3,516  |
| Arbëri                                  | -             | -      | -      | -      | -      | -     | -      | -     | -      | -     | -      | -     | -      | -      | -      |
| Total                                   | 6,265         | 11,950 | 7,622  | 13,184 | 5,920  | 9,994 | 969    | 1,532 | 281    | 489   | -      | -     | 21,057 | 16,092 | 37,149 |

Table 50. Total number of students from abroad at the Bachelor level in the academic year 2020/2021

| College                                 | Albania |      | North Macedonia |      | Montenegro |      | Other  |      | Female | Male | Total |
|---|---------|------|-----------------|------|------------|------|--------|------|--------|------|-------|
|   | Female  | Male | Female          | Male | Female     | Male | Female | Male |        |      |       |
| AAB                                     | 32      | 19   | 1               | -    | 30         | 32   | -      | -    | 63     | 51   | 114   |
| AUK                                     | 19      | 9    | 5               | 4    | 14         | 14   | -      | -    | 38     | 27   | 65    |
| Design Factori                          | -       | -    | -               | -    | -          | -    | -      | -    | -      | -    | -     |
| Fama (Fame)                             | -       | -    | -               | -    | -          | -    | -      | -    | -      | -    | -     |
| Europian i Kosovës (European of Kosovo) | -       | -    | -               | -    | -          | -    | -      | -    | -      | -    | -     |
| Dukagjini                               | -       | 1    | -               | -    | -          | 1    | -      | -    | -      | 2    | 2     |
| Gjilani                                 | -       | -    | -               | -    | -          | -    | -      | -    | -      | -    | -     |
| Humanistika                             | -       | -    | -               | -    | -          | -    | -      | -    | -      | -    | -     |
| IBCM                                    | -       | -    | -               | -    | -          | -    | -      | -    | -      | -    | -     |
| International                           | -       | -    | -               | -    | -          | -    | -      | -    | -      | -    | -     |
| ISPE                                    | -       | -    | -               | -    | -          | -    | -      | -    | -      | -    | -     |
| QEAP Heimerer                           | -       | -    | -               | -    | -          | -    | -      | -    | -      | -    | -     |
| Rezonanca                               | 2       | 1    | -               | 1    | 18         | 11   | -      | -    | 20     | 13   | 33    |
| Riinvest                                | -       | -    | -               | -    | -          | -    | -      | -    | -      | -    | -     |
| Tempulli                                | -       | -    | -               | 2    | -          | -    | -      | -    | -      | 2    | 2     |
| UBT                                     | 27      | 28   | 1               | 2    | 36         | 49   | -      | -    | 64     | 79   | 143   |
| Universi                                | -       | -    | -               | -    | -          | -    | -      | -    | -      | -    | -     |
| Akademia Evolucion (Academy Evolution)  | 3       | -    | -               | -    | 1          | 1    | -      | -    | 4      | 1    | 5     |
| Dardania                                | -       | -    | -               | -    | 1          | -    | -      | -    | 1      | -    | 1     |
| ESLG                                    | -       | -    | -               | -    | -          | -    | -      | -    | -      | -    | -     |
| Universum                               | -       | -    | -               | -    | -          | -    | -      | -    | -      | -    | -     |
| Arbëri                                  | -       | -    | -               | -    | -          | -    | -      | -    | -      | -    | -     |
| Total                                   | 83      | 58   | 7               | 9    | 100        | 108  | -      | -    | 190    | 175  | 365   |

Table 51. Number of graduate students at the Bachelor level in the academic year 2019/2020

| College                                 | Female | Male  | Total |
|---|--------|-------|-------|
| AAB                                     | 1,642  | 657   | 2,299 |
| AUK                                     | 38     | 49    | 87    |
| Design Factori                          | -      | -     | -     |
| Fama (Fame)                             | 608    | 297   | 905   |
| Europian i Kosovës (European of Kosovo) | -      | -     | -     |
| Dukagjini                               | 49     | 53    | 102   |
| Gjilani                                 | -      | -     | -     |
| Humanistika                             | -      | -     | -     |
| IBMC                                    | 23     | 38    | 61    |
| Internacional                           | -      | -     | -     |
| ISPE                                    | -      | -     | -     |
| QEAP Heimerer                           | 241    | 40    | 281   |
| Rezonanca                               | 133    | 94    | 227   |
| Riinvest                                | 26     | 40    | 66    |
| Tempulli                                | 6      | 72    | 78    |
| UBT                                     | 394    | 277   | 671   |
| Universi                                | 95     | 33    | 128   |
| Akademia Evolucion (Academy Evolution)  | 39     | 9     | 48    |
| Dardania                                | 90     | 19    | 109   |
| ESLG                                    | 17     | 18    | 35    |
| Universum                               | 117    | 71    | 188   |
| Arbëri                                  | -      | -     | -     |
| Total                                   | 3,518  | 1,767 | 5,285 |



Table 52. Number of students admitted to the Master level in the academic year 2020/2021

| College                                 | Female | Male | Total |
|---|--------|------|-------|
| AAB                                     | 584    | 334  | 918   |
| AUK                                     | 3      | 8    | 11    |
| Design Factori                          | -      | -    | -     |
| Fama (Fame)                             | -      | -    | -     |
| European i Kosovës (European of Kosovo) | -      | -    | -     |
| Dukagjini                               | -      | -    | -     |
| Gjilani                                 | -      | -    | -     |
| Humanistika                             | -      | -    | -     |
| IBMC                                    | 22     | 15   | 37    |
| Internacional                           | -      | -    | -     |
| ISPE                                    | -      | -    | -     |
| QEAP Heimerer                           | 74     | 8    | 82    |
| Rezonanca                               | 19     | 10   | 29    |
| Riinvest                                | 26     | 25   | 51    |
| Tempulli                                | -      | -    | -     |
| UBT                                     | 302    | 206  | 508   |
| Universi                                | -      | -    | -     |
| Akademia Evolucion (Academy Evolution)  | 19     | 1    | 20    |
| Dardania                                | 13     | 7    | 20    |
| ESLG                                    | 24     | 24   | 48    |
| Universum                               | 77     | 68   | 145   |
| Arbëri                                  | -      | -    | -     |
| Total                                   | 1,163  | 706  | 1,869 |

Table 53. Total number of students at the Master level in the academic year 2020/2021

| College                                 | Year of study |      |        |      | Female | Male  | Total |
|---|---------------|------|--------|------|--------|-------|-------|
|   | I-st          |      | II-nd  |      |        |       |       |
|   | Female        | Male | Female | Male |        |       |       |
| AAB                                     | 584           | 334  | 439    | 251  | 1023   | 585   | 1608  |
| AUK                                     | 3             | 8    | 3      | 3    | 6      | 11    | 17    |
| Design Factori                          | -             | -    | -      | -    | -      | -     | -     |
| Fama (Fame)                             | -             | -    | -      | -    | -      | -     | -     |
| Europian i Kosovës (European of Kosovo) | -             | -    | -      | -    | -      | -     | -     |
| Dukagjini                               | -             | -    | -      | -    | -      | -     | -     |
| Gjilani                                 | -             | -    | -      | -    | -      | -     | -     |
| Humanistika                             | -             | -    | -      | -    | -      | -     | -     |
| IBMC                                    | 22            | 15   | 13     | 8    | 35     | 23    | 58    |
| Internacional                           | -             | -    | -      | -    | -      | -     | -     |
| ISPE                                    | -             | -    | -      | -    | -      | -     | -     |
| QEAP Heimerer                           | 74            | 8    | 75     | 15   | 149    | 23    | 172   |
| Rezonanca                               | 19            | 10   | 25     | 12   | 44     | 22    | 66    |
| Riinvest                                | 26            | 25   | 32     | 26   | 58     | 51    | 109   |
| Tempulli                                | -             | -    | -      | -    | -      | -     | -     |
| UBT                                     | 302           | 206  | 263    | 221  | 565    | 427   | 992   |
| Universi                                | -             | -    | -      | -    | -      | -     | -     |
| Akademia Evolucion (Academy Evolution)  | 19            | 1    | 17     | -    | 36     | 1     | 37    |
| Dardania                                | 13            | 7    | 8      | 9    | 21     | 16    | 37    |
| ESLG                                    | 24            | 24   | -      | -    | 24     | 24    | 48    |
| Universum                               | 77            | 68   | 75     | 69   | 152    | 137   | 289   |
| Arbëri                                  | -             | -    | -      | -    | -      | -     | -     |
| Total                                   | 1,163         | 706  | 950    | 614  | 2,113  | 1,320 | 3,433 |

Table 54. Total number of students from abroad at the Master level in the academic year 2020/2021

| College                                 | Albania |      | North Macedonia |      | Montenegro |      | Female | Male | Total |
|---|---------|------|-----------------|------|------------|------|--------|------|-------|
|   | Female  | Male | Female          | Male | Female     | Male |        |      |       |
| AAB                                     | 6       | 5    | 2               | -    | 13         | 11   | 21     | 16   | 37    |
| AUK                                     | -       | -    | -               | 1    | -          | -    | -      | 1    | 1     |
| Design Factori                          | -       | -    | -               | -    | -          | -    | -      | -    | -     |
| Fama (Fame)                             | -       | -    | -               | -    | -          | -    | -      | -    | -     |
| Europian i Kosovës (European of Kosovo) | -       | -    | -               | -    | -          | -    | -      | -    | -     |
| Dukagjini                               | -       | -    | -               | -    | -          | -    | -      | -    | -     |
| Gjilani                                 | -       | -    | -               | -    | -          | -    | -      | -    | -     |
| Humanistika                             | -       | -    | -               | -    | -          | -    | -      | -    | -     |
| IBCM                                    | -       | -    | -               | -    | -          | -    | -      | -    | -     |
| Internacional                           | -       | -    | -               | -    | -          | -    | -      | -    | -     |
| ISPE                                    | -       | -    | -               | -    | -          | -    | -      | -    | -     |
| QEAP Heimerer                           | -       | -    | -               | -    | -          | -    | -      | -    | -     |
| Rezonanca                               | 1       | 1    | 1               | -    | 2          | 2    | 4      | 3    | 7     |
| Riinvest                                | -       | -    | -               | -    | -          | -    | -      | -    | -     |
| Tempulli                                | -       | -    | -               | -    | -          | -    | -      | -    | -     |
| UBT                                     | 6       | 3    | -               | 5    | 5          | 4    | 11     | 12   | 23    |
| Universi                                | -       | -    | -               | -    | -          | -    | -      | -    | -     |
| Akademia Evolucion (Academy Evolution)  | -       | -    | -               | -    | 1          | -    | 1      | -    | 1     |
| Dardania                                | -       | -    | -               | -    | -          | -    | -      | -    | -     |
| ESLG                                    | -       | -    | -               | -    | 14         | 16   | 14     | 16   | 30    |
| Universum                               | -       | -    | -               | -    | -          | -    | -      | -    | -     |
| Arbëri                                  | -       | -    | -               | -    | -          | -    | -      | -    | -     |
| Total                                   | 13      | 9    | 3               | 6    | 35         | 33   | 51     | 48   | 99    |

Table 55. Number of graduate students at the Master level in the academic year 2019/2020

| College                                 | Female | Male | Total |
|---|--------|------|-------|
| AAB                                     | 245    | 146  | 391   |
| AUK                                     | -      | -    | -     |
| Design Factori                          | -      | -    | -     |
| Fama (Fame)                             | 106    | 60   | 166   |
| European i Kosovës (European of Kosovo) | -      | -    | -     |
| Dukagjini                               | -      | 2    | 2     |
| Gjilani                                 | -      | -    | -     |
| Humanistika                             | -      | -    | -     |
| IBMC                                    | -      | -    | -     |
| Internacional                           | -      | -    | -     |
| ISPE                                    | -      | -    | -     |
| QEAP Heimerer                           | 11     | 1    | 12    |
| Rezonanca                               | 11     | 7    | 18    |
| Riinvest                                | 20     | 20   | 40    |
| Tempulli                                | 2      | 13   | 15    |
| UBT                                     | 54     | 44   | 98    |
| Universi                                | -      | -    | -     |
| Akademia Evolucion (Academy Evolution)  | 7      | 2    | 9     |
| Dardania                                | 11     | 5    | 16    |
| ESLG                                    | 8      | 8    | 16    |
| Universum                               | 9      | 17   | 26    |
| Arbëri                                  | -      | -    | -     |
| Total                                   | 484    | 325  | 809   |

Table 56. Number of Academic and Administrative staff by gender in the academic year 2020/2021

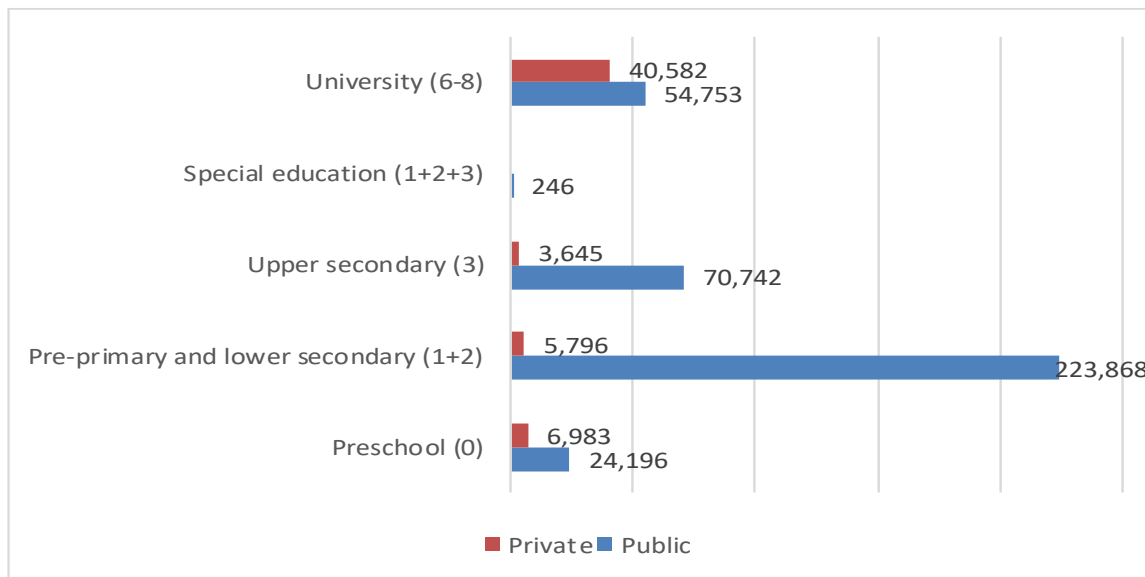
| College                                 | Regular |      | Engaged |      | Other staff<br>(administrative) |      | Female | Male | Total |
|---|---------|------|---------|------|---------------------------------|------|--------|------|-------|
|   | Female  | Male | Female  | Male | Female                          | Male |        |      |       |
| AAB                                     | 293     | 250  | 99      | 174  | 114                             | 109  | 506    | 533  | 1039  |
| AUK                                     | 7       | 6    | 9       | 10   | 22                              | 23   | 38     | 39   | 77    |
| Design Factori                          | -       | -    | -       | -    | -                               | -    | -      | -    | -     |
| Fama (Fame)                             | 10      | 9    | -       | -    | -                               | -    | 10     | 9    | 19    |
| Europian i Kosovës (European of Kosovo) | -       | -    | -       | -    | -                               | -    | -      | -    | -     |
| Dukagjini                               | 8       | 21   | -       | 5    | 4                               | -    | 12     | 26   | 38    |
| Gjilani                                 | -       | -    | -       | -    | -                               | -    | -      | -    | -     |
| Humanistika                             | -       | -    | -       | -    | -                               | -    | -      | -    | -     |
| IBCM                                    | 8       | 18   | -       | 2    | 9                               | 6    | 17     | 26   | 43    |
| Internacional                           | -       | -    | -       | -    | -                               | -    | -      | -    | -     |
| ISPE                                    | -       | -    | -       | -    | -                               | -    | -      | -    | -     |
| QEAP Heimerer                           | 34      | 27   | 11      | 12   | 5                               | 0    | 50     | 39   | 89    |
| Rezonanca                               | 170     | 179  | 10      | 33   | 1                               | -    | 181    | 212  | 393   |
| Riinvest                                | 14      | 27   | 9       | 20   | 7                               | 7    | 30     | 54   | 84    |
| Tempulli                                | 3       | 10   | 2       | 9    | -                               | -    | 5      | 19   | 24    |
| UBT                                     | 213     | 403  | 32      | 94   | -                               | -    | 245    | 497  | 742   |
| Universi                                | 7       | 6    | 11      | 19   | 6                               | 10   | 24     | 35   | 59    |
| Akademia Evolucion (Academy Evolution)  | 8       | 11   | 6       | 12   | 6                               | 5    | 20     | 28   | 48    |
| Dardania                                | 21      | 52   | 12      | 38   | 8                               | 4    | 41     | 94   | 135   |
| ESLG                                    | 2       | 4    | 4       | 9    | 1                               | 1    | 7      | 14   | 21    |
| Universum                               | 30      | 55   | 20      | 39   | 21                              | 13   | 71     | 107  | 178   |
| Arbëri                                  | -       | -    | -       | -    | -                               | -    | -      | -    | -     |
| Total                                   | 828     | 1078 | 225     | 476  | 204                             | 178  | 1257   | 1732 | 2989  |

Table 57. Total number of Academic staff from abroad who teach in Private Colleges in the academic year 2020/2021

| College                                 | Albania |      | North Macedonia |      | Montenegro |      | Female | Male | Total |
|---|---------|------|-----------------|------|------------|------|--------|------|-------|
|   | Female  | Male | Female          | Male | Female     | Male |        |      |       |
| AAB                                     | -       | -    | -               | -    | -          | -    | -      | -    | -     |
| AUK                                     | -       | -    | -               | -    | -          | -    | -      | -    | -     |
| Design Factori                          | -       | -    | -               | -    | -          | -    | -      | -    | -     |
| Fama (Fame)                             | -       | -    | -               | -    | -          | -    | -      | -    | -     |
| Europian i Kosovës (European of Kosovo) | -       | -    | -               | -    | -          | -    | -      | -    | -     |
| Dukagjini                               | -       | -    | -               | 2    | -          | -    | -      | 2    | 2     |
| Gjilani                                 | -       | -    | -               | -    | -          | -    | -      | -    | -     |
| Humanistika                             | -       | -    | -               | -    | -          | -    | -      | -    | -     |
| IBCM                                    | -       | -    | -               | -    | -          | -    | -      | -    | -     |
| Internacional                           | -       | -    | -               | -    | -          | -    | -      | -    | -     |
| ISPE                                    | -       | -    | -               | -    | -          | -    | -      | -    | -     |
| QEAP Heimerer                           | 2       | -    | -               | 2    | 4          | 2    | 6      | 4    | 10    |
| Rezonanca                               | 4       | 1    | -               | 4    | -          | -    | 4      | 5    | 9     |
| Riinvest                                | -       | -    | -               | -    | -          | -    | -      | -    | -     |
| Tempulli                                | -       | -    | -               | -    | -          | -    | -      | -    | -     |
| UBT                                     | 9       | 4    | 6               | 22   | -          | 1    | 15     | 27   | 42    |
| Universi                                | -       | -    | -               | -    | -          | -    | -      | -    | -     |
| Akademia Evolucion (Academy Evolution)  | 1       | 1    | 1               | -    | 1          | 3    | 3      | 4    | 7     |
| Dardania                                | -       | -    | -               | -    | -          | -    | -      | -    | -     |
| ESLG                                    | -       | -    | -               | -    | -          | -    | -      | -    | -     |
| Universum                               | -       | -    | -               | -    | -          | -    | -      | -    | -     |
| Arbëri                                  | -       | -    | -               | -    | -          | -    | -      | -    | -     |
| Total                                   | 16      | 6    | 7               | 30   | 5          | 6    | 28     | 42   | 70    |

Table 58. Number of children, pupils and students at all levels of education in the public and private sector 2020/2021

| Level | Education                             | Public  |         |         | Private |        |        | Total   |         |         |
|-------|---------------------------------------|---------|---------|---------|---------|--------|--------|---------|---------|---------|
|       |                                       | Male    | Female  | Total   | Female  | Male   | Total  | Male    | Female  | Total   |
| 0     | Preschool (0)                         | 12,592  | 11,604  | 24,196  | 3,630   | 3,353  | 6,983  | 16,222  | 14,957  | 31,179  |
| 1+2   | Pre-primary and lower secondary (1+2) | 115,337 | 108,531 | 223,868 | 3,194   | 2,602  | 5,796  | 118,531 | 111,133 | 229,664 |
| 3     | Upper secondary (3)                   | 35,992  | 34,750  | 70,742  | 1,858   | 1,787  | 3,645  | 37,850  | 36,537  | 74,387  |
| 1+2+3 | Special education (1+2+3)             | 152     | 94      | 246     | -       | -      | -      | 152     | 94      | 246     |
| 5+6   | University (6-8)                      | 22,140  | 32,613  | 54,753  | 17,412  | 23,170 | 40,582 | 39,552  | 55,783  | 95,335  |
|       | Total                                 | 186,213 | 187,592 | 373,805 | 26,094  | 30,912 | 57,006 | 212,307 | 218,504 | 430,811 |



Graph. 31 Number of children, pupils and students at all levels of education in the public and private sector

**Cataloguing in Publication - (CIP)**  
**National Library of Kosovo “Pjetër Bogdani”**

37:311(496.51)“2020/21”

Education Statistics in Kosovo : 2020-21 / this publication has been prepared by  
Enver Mekolli ... [et al.]. - Pristina: Kosovo Agency of Statistics, 2021. - 96 f. :  
ilustr. ; electronic version

Education -- Statistics -- 2020-2021 -- Kosovo

**ISBN 978-9951-22-722-3**

Aleph [000097905]



ISBN 978-9951-22-722-3



9 789951 227223



ISBN 978-9951-22-722-3



9 789951 227223